

1 **Fluid-induced breakdown of white mica controls**  
2 **nitrogen transfer during fluid-rock interaction in**  
3 **subduction zones**

4

5

6 **Ralf Halama<sup>1,\*</sup>, Gray E. Bebout<sup>2</sup>, Horst R. Marschall<sup>3,4</sup>, Timm John<sup>5</sup>**

7

8 <sup>1</sup> School of Geography, Geology and the Environment, Keele University, Keele, ST5 5BG, United  
9 Kingdom

10 <sup>2</sup> Department of Earth and Environmental Sciences, Lehigh University, 1 West Packer Avenue,  
11 Bethlehem, Pennsylvania 18015, USA

12 <sup>3</sup> Department of Geology and Geophysics, Woods Hole Oceanographic Institution, 266 Woods Hole  
13 Rd., Woods Hole, Massachusetts 02543, USA

14 <sup>4</sup> Goethe-Universität Frankfurt, Institut für Geowissenschaften, Altenhöferallee 1, 60348 Frankfurt  
15 am Main, Germany

16 <sup>5</sup> Institut für Geologische Wissenschaften, Freie Universität Berlin, Malteserstr. 74-100, 12249  
17 Berlin, Germany

18

19 \* Corresponding author contact information:

20 Ralf Halama

21 School of Geography, Geology and the Environment

22 Keele University, Keele, ST5 5BG, United Kingdom

23 E-mail: [r.halama@keele.ac.uk](mailto:r.halama@keele.ac.uk)

24 Tel: +44-1782-734960

25

26 ***Word count: 6310***

27 ***Revised version, submitted to International Geology Review 09/2016***

28

## 28 **Abstract**

29

30 In order to determine the effects of fluid-rock interaction on nitrogen elemental and isotopic  
31 systematics in high-pressure metamorphic rocks, we investigated three different profiles  
32 representing three distinct scenarios of metasomatic overprinting. A profile from the Chinese  
33 Tianshan (ultra)high pressure – low temperature metamorphic belt represents a prograde, fluid-  
34 induced blueschist-eclogite transformation. This profile shows a systematic decrease in N  
35 concentrations from the host blueschist (~26 µg/g) via a blueschist-eclogite transition zone (19-23  
36 µg/g) and an eclogitic selvage (12-16 µg/g) towards the former fluid pathway. Eclogites and  
37 blueschists show only a small variation in  $\delta^{15}\text{N}_{\text{air}}$  ( $+2.1\pm 0.3\text{‰}$ ), but the systematic trend with  
38 distance is consistent with a batch devolatilization process. A second profile from the Tianshan  
39 represents a retrograde eclogite-blueschist transition. It shows increasing, but more scattered N  
40 concentrations from the eclogite towards the blueschist and an unsystematic variation in  $\delta^{15}\text{N}$   
41 values ( $\delta^{15}\text{N} = +1.0$  to  $+5.4\text{‰}$ ). A third profile from the high-*P/T* metamorphic basement complex  
42 of the Southern Armorican Massif (Vendée, France) comprises a sequence from an eclogite lens via  
43 retrogressed eclogite and amphibolite into metasedimentary country rock gneisses.  
44 Metasedimentary gneisses have high N contents (14-52 µg/g) and positive  $\delta^{15}\text{N}$  values ( $+2.9$  to  
45  $+5.8\text{‰}$ ), and N concentrations become lower away from the contact with 11-24 µg/g for the  
46 amphibolites, 10-14 µg/g for the retrogressed eclogite, and 2.1-3.6 µg/g for the pristine eclogite,  
47 which also has the lightest N isotopic compositions ( $\delta^{15}\text{N} = +2.1$  to  $+3.6\text{‰}$ ).

48 Overall, geochemical correlations demonstrate that phengitic white mica is the major host of N  
49 in metamorphosed mafic rocks. During fluid-induced metamorphic overprint, both abundances and  
50 isotopic composition of N are controlled by the stability and presence of white mica. Phengite  
51 breakdown in high-*P/T* metamorphic rocks can liberate significant amounts of N into the fluid. Due  
52 to the sensitivity of the N isotope system to a sedimentary signature, it can be used to trace the  
53 extent of N transport during metasomatic processes. The Vendée profile demonstrates that this  
54 process occurs over several tens of meters and affects both N concentrations and N isotopic  
55 compositions.

56

57

## 58 **Keywords:**

59 Nitrogen, N isotopes, white mica, fluid-rock interaction, subduction, high-pressure metamorphic  
60 rocks

61

## 61 **1. Introduction**

62

63 Understanding the processes that affect both elemental concentrations as well as isotopic  
64 signatures in subducting rocks are of fundamental importance for the assessment of subduction zone  
65 cycling of elements (e.g., Bebout 2007, 2014; Marschall *et al.* 2007a; Halama *et al.* 2011; John *et*  
66 *al.* 2004, 2011; Spandler and Pirard 2013; Konrad-Schmolke and Halama 2014; Bebout and  
67 Penniston-Dorland 2016). Elemental and isotopic fractionation during subduction-zone  
68 metamorphism and metasomatism influences the balance of input and output in subduction zones  
69 and the geochemical signatures transported into the deep mantle beyond the arc, potentially  
70 resurfacing via plume-related magmatism. Metamorphic rock sequences that record the successive  
71 advance of a metamorphic/metasomatic process provide a valuable means to evaluate the  
72 magnitude and extent of geochemical effects via fluid-rock interaction during subduction cycling.

73 The nitrogen (N) isotope system has a great potential as geochemical tracer for crustal and  
74 volatile recycling due to the large isotopic differences in the various terrestrial reservoirs (Busigny  
75 and Bebout 2013; Halama *et al.* 2014; Johnson and Goldblatt 2015; Bebout *et al.* 2016; Mikhail and  
76 Howell 2016). Nitrogen is a sensitive tracer for fluid-rock interaction and metasomatic processes  
77 (Bebout 1997; Halama *et al.* 2010; Li *et al.* 2014), in particular for sediment-derived fluids because  
78 N is largely fixed by organic processes in sedimentary environments (Bebout 1997; Bebout *et al.*  
79 2016). However, direct evidence of spatially constrained transport of N is rare, and the processes  
80 that cause N mobilization and fractionation of N isotopes need to be better understood. It has been  
81 established for some metasedimentary suites that N contents decrease and  $\delta^{15}\text{N}$  values increase with  
82 increasing metamorphic grade during subduction (Bebout and Fogel 1992; Mingram and Bräuer  
83 2001). However, other suites show relatively little change and N appears to be retained to depths  
84 approaching those beneath arcs (Busigny *et al.* 2003; Pitcairn *et al.* 2005). Similarly,  
85 metamorphosed mafic and ultramafic rocks appear to largely retain N to depths of at least 60-70 km  
86 (Halama *et al.* 2010, 2012; Busigny *et al.* 2011).

87 In this study, we use spatially constrained profiles of metamorphosed mafic igneous rocks that  
88 represent the frozen-in advance of fluid-induced metamorphic/metasomatic processes to investigate  
89 the behaviour of N and N isotopes during prograde and retrograde metamorphic changes. Three  
90 profiles were selected that represent i) a prograde transformation of blueschist into eclogite due to  
91 fluid ingress from a major fluid conduit (Beinlich *et al.* 2010; John *et al.* 2012), ii) a retrograde  
92 transformation of eclogite into blueschist during exhumation within a subduction channel (van der  
93 Straaten *et al.* 2012), and iii) an exhumation-related interaction of an eclogite body with  
94 surrounding felsic gneisses in a collisional context. The first two sample sequences come from the

95 south-eastern Tianshan (China) high-pressure low-temperature (HP-LT) belt, whereas the third  
96 profile is from the Variscan Belt in the Vendée (France). We find that prograde dehydration can  
97 release large amounts of N due to the breakdown of white mica, in which N is incorporated as  
98 ammonium ( $\text{NH}_4^+$ ), whereas the associated isotopic changes are relatively small ( $< 1\%$ ). Hence,  
99 non-altered eclogites should largely reflect the N isotopic composition of their protoliths. In  
100 contrast, interaction with retrograde fluids can impart the N elemental and isotopic characteristics of  
101 the rocks with which the fluid equilibrated and hence cause significant perturbations of the N  
102 systematics.

103

104

## 105 **2. Geologic setting and sample description**

106

### 107 ***2.1. Tianshan orogen, (ultra)high-pressure low-temperature ((U)HP-LT) metamorphic belt,*** 108 ***China***

109

110 Two profiles were sampled in a (U)HP-LT belt of metamorphic rocks in the Chinese part of the  
111 Tianshan orogen (Figure 1a). The Tianshan orogen extends morphologically over 2500 km from  
112 north-western China in the east over Kyrgyzstan and Kazakhstan to Tajikistan and Uzbekistan in  
113 the west along the southwestern margin of the Central Asian Orogenic Belt, also known as the  
114 Altaid Tectonic Collage (e.g., Şengör *et al.* 1993). In China, the western Tianshan, which includes  
115 the (U)HP metamorphic terrane, is situated between the Junggar plate in the north and the Tarim  
116 plate in the south (Gao *et al.* 2009 and references therein). The HP-LT rocks are interpreted as relics  
117 of the Palaeozoic South Tianshan Ocean basin and whole rock geochemical data of the mafic rocks  
118 show oceanic basalt affinities including former seamounts and young arcs, subducted during  
119 Silurian and Carboniferous time (Windley *et al.* 1990; Şengör and Natal'in 1996; Gao *et al.* 1998;  
120 Gao and Klemd 2003; John *et al.* 2008). The (U)HP-LT metamorphic terrane comprises  
121 predominantly metasediments, which form the host rocks of mafic metavolcanic rocks,  
122 metavolcaniclastics, marbles, and ultramafic rocks, and is considered to represent a tectonic  
123 mélange formed within an accretionary wedge-like setting on the southern margin of the Central  
124 Tianshan Arc terrane during the subduction of the South Tianshan Ocean (e.g., Gao *et al.* 1999; van  
125 der Straaten *et al.* 2008; Klemd *et al.* 2011). The mafic metavolcanic rocks (mainly eclogites locally  
126 interlayered with blueschists) occur irregularly distributed as differently sized pods, boudins, thin  
127 layers or large massive blocks embedded in voluminous metasedimentary host rocks or less  
128 abundant surrounded by metavolcaniclastic rocks (Gao and Klemd 2003). Blueschist occurrences

129 include prograde and retrograde varieties (Gao and Klemd 2001; Gao *et al.* 2007; van der Straaten  
130 *et al.* 2008, 2012; Beinlich *et al.* 2010). Peak-metamorphic conditions of most eclogites and  
131 prograde blueschists are similar (both lithologies occur locally with gradual transitions or intimately  
132 intercalated) and range between 480 and 580 °C at 1.4–2.3 GPa at a regional scale (e.g., Klemd *et*  
133 *al.* 2002; John *et al.* 2008). Moreover, relics of UHP conditions (e.g. coesite inclusions in garnet) or  
134 thermodynamic modelling suggesting UHP conditions for both metasediments and eclogites have  
135 been reported with peak P–T conditions of 570–630 °C at 2.7–3.3 GPa for eclogite-facies mica  
136 schists and 470–510 °C at 2.4–2.7 GPa for eclogites from several localities (Lü *et al.* 2008, 2009;  
137 Wei *et al.* 2009; Tian and Wei 2013). The juxtaposition of UHP and HP eclogite-facies rocks  
138 juxtaposed on a meter scale is thought to reflect mixing of eclogite-facies rock from different depths  
139 at the plate interface in a subduction channel-like setting (van der Straaten *et al.* 2008; Lü *et al.*  
140 2009; Klemd *et al.* 2011). The timing of peak metamorphic conditions was determined by garnet  
141 growth ages of ca. 315 Ma based on multi-point Lu-Hf isochron ages for both blueschists and  
142 eclogites from various locations within the (U)HP-LT belt (Klemd *et al.* 2011). High-pressure veins  
143 crosscutting a blueschist wall-rock formed contemporaneously at  $317 \pm 5$  Ma (Rb-Sr) which is  
144 consistent with metamorphic fluid release due to prograde transformations of blueschists to  
145 eclogites (John *et al.* 2012). U-Pb SIMS ages of metamorphic zircon rims in eclogites are  
146 indistinguishable within error at  $319 \pm 3$  Ma (Su *et al.* 2010). The post-peak cooling was dated by  
147 white mica geochronology (K-Ar, Ar-Ar, Rb-Sr) and gave ages between 310 and 311 Ma (Klemd *et*  
148 *al.* 2005).

149 For the profiles, drill cores with a diameter of 2.54 cm and a length of about 10-15 cm were  
150 taken to obtain a good spatial resolution. At both sample localities, the samples occur as loose,  
151 meter-sized blocks, which have fallen from the steep mountain slopes as rock falls. The blocks  
152 represent a mixture of various rock types that are now found within and partly covered by  
153 quaternary deposits.

154 Profile 1 (JTS sequence; Figure 2a) represents the prograde transformation of blueschist into  
155 eclogite due to fluid infiltration. The JTS sequence was studied in detail by Beinlich *et al.* (2010)  
156 and John *et al.* (2012), and the following summary is based on these works. The massive blueschist  
157 with the main mineral assemblage garnet + glaucophane + omphacite + phengite + quartz is cross-  
158 cut by a carbonate-quartz vein, which is surrounded by an eclogitic reaction halo mainly composed  
159 of omphacite and garnet. The vein represents a major former fluid pathway that shows fluid  
160 infiltration from an external source and dehydration of the immediate wall rock. Important  
161 petrographic observations of the fluid-induced eclogitization include replacement of sodic  
162 amphibole by omphacitic clinopyroxene, increase in the modal abundances of quartz and carbonate

163 and decrease in the modal abundance of white mica with decreasing distance to the vein. The  
164 successive breakdown of white mica towards the vein is responsible for a relative depletion in  
165 large-ion lithophile elements (LILE: K, Rb, and Cs) in the eclogitic selvage compared to the host  
166 blueschist. Enrichments in Ca, Pb and Sr and depletions in HFSE can also be attributed to the fluid-  
167 induced eclogitization.

168 Profile 2 (FTS 9-1 sequence; Figure 2b) represents a gradual retrograde transition from eclogite  
169 to blueschist caused by fluid-rock interaction during uplift in the subduction channel (van der  
170 Straaten *et al.* 2008, 2012). The following description is based on the petrologic-geochemical  
171 investigation by van der Straaten *et al.* (2012) on these samples. The eclogitic parts consist of a  
172 fine-grained omphacite matrix with accessory rutile and porphyroblasts of garnet. The fluid-induced  
173 blueschist-facies overprint caused replacement of the eclogite-facies assemblage by newly formed  
174 glaucophane, paragonite, chlorite, calcite and titanite. The increase in the modal amounts of  
175 glaucophane, white mica and calcite with increasing blueschist-facies overprint lead to a nearly  
176 complete replacement of omphacite in the glaucophane schist.

177

178

## 179 **2.2. Les Essarts Unit, Variscan Belt, Vendée, France**

180

181 Samples were taken along a ~100 m long profile from an approximately 1 km thick eclogite  
182 lens via retrogressed eclogite and amphibolite into surrounding metasedimentary gneiss in the  
183 quarry “La Gerbaudière” of the Les Essarts Unit, 25 km south of Nantes and west of St. Philbert de  
184 Bouaine (Figure 1b). This unit constitutes a HP metamorphic basement complex of the Southern  
185 Armorican Massif that is part of the Variscan belt (Matte 2001). Rocks of oceanic origin (eclogites,  
186 amphibolites derived from eclogite, meta-plagiogranites and serpentinites) form several km-long  
187 stretched and slightly boudinaged lenses surrounded by foliated ortho- and paragneisses that are  
188 rich in white mica (Mauler *et al.* 2001). The eclogites have gabbroic protoliths with a crystallization  
189 age of  $1297 \pm 60$  Ma based on a zircon U-Pb upper intercept age (Peucat *et al.* 1982). The eclogite-  
190 facies metamorphism was dated at  $436 \pm 15$  Ma based on a zircon U-Pb lower intercept age (Peucat  
191 *et al.* 1982). The primary HP mineral assemblage is omphacite + garnet + rutile  $\pm$  quartz  $\pm$  kyanite  
192  $\pm$  zoisite  $\pm$  magnesio-hornblende  $\pm$  pyrite  $\pm$  chalcopyrite and peak P-T conditions are 1.6-2.0 GPa  
193 and 650-750 °C (Godard 2009). A major deformation event occurred during the eclogite-facies  
194 metamorphism, followed by retrogression that transformed most of the eclogites into amphibolites,  
195 in particular affecting the margins of the eclogite lenses. Retrogression is indicated by presence of  
196 green amphibole and plagioclase-clinopyroxene symplectite along omphacite grain boundaries

197 (Mauler *et al.* 2001). The gneisses surrounding the eclogites with the main mineral assemblage  
198 quartz + plagioclase + biotite + garnet + white mica are of continental origin and record two distinct  
199 episodes of high-grade metamorphism (Godard 2009). The first event comprises intrusion of granite  
200 and migmatization of cordierite-bearing metapelites ( $T \sim 670^{\circ}\text{C}$ ,  $P = 0.3 \text{ GPa}$ ) within the pre-  
201 Variscan continental crust. The second event is an eclogite-facies overprint, cofacial with the  
202 eclogitization of the adjacent oceanic mafic rocks at peak P-T conditions of  $P > 1.6 \text{ GPa}$  and  $T \sim$   
203  $700^{\circ}\text{C}$ , which occurred during eo-Variscan subduction (Bernard-Griffiths and Cornichet 1985;  
204 Godard 2009) with simultaneous deformation of eclogites and gneisses. Several coronitic and  
205 pseudomorphic reactions caused the growth of high-pressure minerals (garnet, kyanite, phengite,  
206 rutile) and the expense of the previous high-temperature parageneses (Godard 2009). The Les  
207 Essarts Unit is interpreted as tectonic mélange of pre-Variscan oceanic and continental crusts that  
208 were eclogitized during subduction and subsequently incorporated into the Variscan orogenic belt  
209 (Godard 2001).

210

211

212 [Figure 1 near here]

213 [Figure 2 near here]

214

215

### 216 **3. Analytical methods**

217

#### 218 ***3.1. Nitrogen content and nitrogen isotopic compositions***

219

220 Nitrogen concentrations and isotopic compositions of bulk rock powders were analysed at  
221 Lehigh University. Sample preparation and analytical protocol follow the methods described in  
222 Bebout *et al.* (2007). In brief, about 100-250 mg of sample powder and Cu/CuOx reagent are  
223 evacuated for 24 h before sealing, with intermittent heating to  $\sim 100^{\circ}\text{C}$ . Nitrogen is extracted at  
224  $1000^{\circ}\text{C}$  and transferred as  $\text{N}_2$  into a Finnigan MAT 252 mass spectrometer using a Finnigan Gas  
225 Bench II and a U-trap interface in which samples of  $\text{N}_2$  are entrained in a He stream. Details  
226 regarding the calculation of N concentrations in unknowns and reference materials analysed during  
227 the course of this study can be found in Halama *et al.* (2010, 2014). The analytical uncertainties for  
228 N concentrations are usually  $<5\%$ . For  $\delta^{15}\text{N}$  values (referenced to the isotopic composition of

229 atmospheric N<sub>2</sub>, “air”), uncertainties are 0.15‰ (1σ) for samples with > 5 μg/g N and 0.6‰ (1σ) for  
230 samples with 1-5 μg/g N.

231

### 232 **3.2. Major and trace elements**

233

234 Major and trace element data of the JTS and FTS traverses were published in Beinlich *et al.* (2010)  
235 and van der Straaten *et al.* (2012), respectively, and are reproduced in the supplemental dataset.  
236 Major and trace elements of the Vendée traverse (supplemental dataset) were analysed by X-ray  
237 fluorescence at Universität Heidelberg using a Siemens<sup>®</sup> SRS303 instrument equipped with a Rh-  
238 tube. Major and minor elements were measured on fused glass discs with an accuracy of 0.5-1%.  
239 Trace elements (Cr, Ni, Sr, Zr, Ba) were measured on pressed pellets with an accuracy of 5-10%.  
240 Further details about the XRF methods are given in Pauly *et al.* (2016). Lithium concentrations  
241 were determined at the University of Bristol with a sample-standard bracketing technique using a  
242 ThermoElectron<sup>®</sup> Neptune MC-ICP-MS as described in Marschall *et al.* (2007b). Concentrations  
243 were determined by intensity comparison with the bracketing standard (NIST L-SVEC) and have a  
244 precision of approximately ±10%.

245

246

## 247 **4. Results**

248

249 In the profile representing the prograde blueschist-eclogite transformation (JTS sequence), N  
250 concentrations successively decrease from the host blueschist (~26 μg/g) to the blueschist-eclogite  
251 transition zone (BETZ; 19-23 μg/g) and the eclogitic selvage (12-16 μg/g; Figure 3a). The quartz-  
252 carbonate vein has the lowest N concentrations (9.5 μg/g) and the highest δ<sup>15</sup>N<sub>air</sub> value (+4.8‰) in  
253 this sequence (Table 1). Nitrogen isotopic compositions of the eclogitic selvage (δ<sup>15</sup>N = +2.6 ±  
254 0.2‰) are slightly elevated compared to the BETZ (+2.0 ± 0.2‰) and the host blueschists (δ<sup>15</sup>N =  
255 +1.8 to +2.3‰). Overall, the profile shows a systematic decrease in [N] from the host wall rock  
256 towards the vein, which is paralleled by LILE such as Rb (Figure 3a; supplemental dataset).  
257 Excluding the vein, the overall range in δ<sup>15</sup>N in eclogites and blueschists is very limited (only about  
258 1‰) with an average of +2.1±0.3‰ (n=9).

259 In the profile representing the retrograde eclogite-blueschist transition (FTS sequence), there is  
260 a broad increase in N contents from the eclogite towards the blueschist, but the trend shows  
261 significant scatter and there is also variability between adjacent samples from the same drill core  
262 (3.1-3A and 3.1-3B). The overall range in N contents (8-27 μg/g) is comparable to the JTS



263 sequence, but the variability in  $\delta^{15}\text{N}$  is larger ( $\delta^{15}\text{N} = +1.0$  to  $+5.4\%$ ).  $\delta^{15}\text{N}$  varies unsystematically  
264 with regard to distance along the profile (Table 1).

265 In the eclogite-gneiss profile, the country rock gneisses have high N contents (14-52  $\mu\text{g/g}$ ) and  
266 positive  $\delta^{15}\text{N}$  values (+2.9 to  $+5.8\%$ ; Table 1).  $\delta^{15}\text{N}$  values of both garnet amphibolites and  
267 eclogites are within the range of the gneiss values, but [N] becomes increasingly lower towards the  
268 eclogite with 11-24  $\mu\text{g/g}$  for the amphibolites and 10-14  $\mu\text{g/g}$  for the retrogressed eclogite (Figure  
269 3b). The pristine eclogite is characterized by the lowest N concentrations (2.1-3.6  $\mu\text{g/g}$ ) and the  
270 lightest N isotopic compositions ( $\delta^{15}\text{N} = +2.1$  to  $+3.6\%$ ). The elements Ba and Li show a similar  
271 behaviour as N with successively decreasing concentrations from the gneisses to the eclogites  
272 (Figure 3b; supplemental dataset).

273

274

275 [Figure 3 near here]

276 [Table 1 near here]

277

278

## 279 **5. Discussion**

280

### 281 **5.1. Residency of nitrogen**

282

283 Nitrogen occurs as ammonium ( $\text{NH}_4^+$ ) in most silicate minerals, where it substitutes for  $\text{K}^+$  due  
284 to the similarity of these ions in charge and ionic radius.  $\text{NH}_4^+$  is thus most strongly concentrated in  
285 micas and alkali feldspars in many crustal rocks (Honma and Itihara 1981), as reflected by  
286 correlations of N contents with concentrations of LILE (K, Rb, Cs, Ba) in several metasedimentary  
287 suites (Bebout *et al.* 1999; Busigny *et al.* 2003; Sievers *et al.* 2016, this issue). Phengite (Si-rich  
288 potassic white mica) is the main N carrier mineral in high-*P/T* metamorphosed mafic and ultramafic  
289 rocks, but  $\text{NH}_4^+$  may also occur in Ca-Na minerals where phengite is absent (Busigny *et al.*, 2011;  
290 Halama *et al.*, 2010; 2012). The positive correlation of N with K, Ba, Rb and Cs (Figure 4) in both  
291 Tianshan sequences points to a mineralogical control by phengite regarding the N concentrations in  
292 the bulk rocks, because phengite is known to be the principal carrier for these elements in phengite-  
293 bearing eclogites and high-*P/T* metapelites (e.g., Sorensen *et al.* 1997; Zack *et al.* 2001).

294 The JTS sequence shows the most striking correlation among N abundances and LILE  
295 concentrations, with a systematic decrease from host blueschists via the BETZ towards eclogites  
296 and the vein (Figure 4a). The key role of phengite as N host is underlined by the decreasing modal

297 occurrence of white mica (phengite + paragonite) towards the vein (Figure 5; Beinlich *et al.* 2010).  
298 The somewhat larger scatter in the FTS sequence (Figure 4b) may be related to the generally much  
299 smaller concentration variations compared to the JTS sequence. Moreover, paragonite (sodic white  
300 mica) forms in response to the retrograde overprint in the FTS sequence. Although paragonite is  
301 capable of incorporating significant amounts of N in the order of up to 100  $\mu\text{g/g}$  (Busigny *et al.*  
302 2011), phengite frequently contains several hundreds of  $\mu\text{g/g}$  (Sadofsky and Bebout 2000) and is  
303 hence a more likely major N host. The unsystematic variations in modal abundances of these two  
304 phases are therefore thought to contribute to the scattered trends in the FTS sequence. In the  
305 eclogite-gneiss profile, there is a systematic, coupled increase in N and LILE as well as Li from  
306 eclogites via retrogressed eclogites and amphibolites towards the surrounding gneisses (Figure 4c).  
307 The low N contents in the eclogites are consistent with the lack of K-bearing phases. Any N present  
308 is probably residing in omphacitic (Na-Ca) clinopyroxene, in agreement with observations from  
309 natural metagabbros (Busigny *et al.* 2011) and experimental results that show the potential of  
310 clinopyroxene to incorporate N at ultrahigh pressures (Watenphul *et al.* 2010). Additional N present  
311 in retrogressed eclogites and amphibolites may be incorporated into plagioclase, for which N  
312 concentrations of 2-45  $\mu\text{g/g}$  have been reported, substituting for Ca and Na (Honma and Itihara  
313 1981), and to a lesser degree into amphibole (2-5  $\mu\text{g/g}$  N, Honma and Itihara 1981). In the gneisses,  
314 N can be incorporated into muscovite and biotite, both of which can host large amounts ( $>1000$   
315  $\mu\text{g/g}$ ) of N (Sadofsky and Bebout 2000).

316

317

318 [Figure 4 near here]

319 [Figure 5 near here]

320

321

## 322 ***5.2. Nitrogen elemental and isotopic characteristics***

323

324 All three of the sample suites are characterized by a limited ( $\leq 5\%$ ) variation in  $\delta^{15}\text{N}$  and  
325 positive  $\delta^{15}\text{N}$  values, which distinguishes them from fresh MORB (Figure 6). Most of the  $\delta^{15}\text{N}$   
326 values of the mafic samples overlap with those of global eclogites, which were interpreted to  
327 largely reflect the N isotope compositions of their protolith (altered oceanic crust, AOC) with or  
328 without the effects of metamorphic dehydration (Halama *et al.* 2010). Metamorphic dehydration  
329 generally causes a decrease in N concentrations and an increase in  $\delta^{15}\text{N}$  values (Haendel *et al.* 1986;  
330 Bebout and Fogel 1992), but the large compositional variability of AOC hinders the identification

331 of dehydration effects. At each location, some of the mafic samples have elevated N contents  
332 relative to global eclogites, in particular the Tianshan blueschists and the Vendée amphibolites,  
333 trending towards compositions of metasediments (Figure 6). In the prograde blueschist-eclogite JTS  
334 sequence, the blueschists represent the rocks least affected by eclogitization-causing fluid overprint,  
335 and hence may have inherited their signature during a previous metasomatic event, e.g. during  
336 seafloor alteration or blueschist-facies metamorphism. The trend in the JTS sequence towards  
337 relatively N-poor compositions is unlikely to be entirely due to a decreasing modal abundance of  
338 white mica as suitable host mineral for N because the modal abundances of white mica are similar  
339 in the host blueschists (8-11%) and the BETZ (12-15%), with only the eclogitic selvage having  
340 lower contents (4-11%; Beinlich *et al.* 2010). Hence, the trend suggests that the fluid inducing the  
341 eclogitization was relatively poor in N and probably not of sedimentary origin. This finding is in  
342 agreement with the Ca and Sr isotope data pointing to a dehydrating oceanic lithosphere, i.e. AOC  
343 or serpentinized slab mantle, as potential fluid source (John *et al.*, 2012). An estimate for the  
344 average  $\delta^{15}\text{N}$  of ultramafic rocks recycled into the mantle is  $+3\pm 2\%$  (Halama *et al.* 2014), but  
345 individual serpentinized peridotite samples have even more positive  $\delta^{15}\text{N}$  values of up to  $+15\%$   
346 (Philippot *et al.* 2007).

347 In contrast, the blueschists of the FTS sequence are among the samples that are most strongly  
348 affected by retrograde metasomatism. Their elevated N contents at moderately positive  $\delta^{15}\text{N}$  are  
349 consistent with a metasomatic overprint by a fluid that either originated from or equilibrated with  
350 metasedimentary rocks. In the Vendée profile, the field evidence clearly demonstrates increasing  
351 fluid-induced overprint of the eclogite lens by fluids derived from the surrounding metasedimentary  
352 gneisses, producing the sequence fresh eclogite – retrogressed eclogite – amphibolite –  
353 metasedimentary gneiss. This profile allows evaluation of the effects of the metasedimentary fluids  
354 on [N] and  $\delta^{15}\text{N}$  in the eclogite lens. Both the N concentrations and the  $\delta^{15}\text{N}$  values increase in the  
355 metasomatically overprinted mafic rocks compared to the pristine eclogite. These features can be  
356 explained by assuming that the country rock paragneisses with high N contents and an adequate N  
357 isotopic composition were the source lithology for the metasomatic fluids, corroborating the field  
358 evidence. Hence, both the Tianshan FTS and the Vendée profile underline the sensitivity of the N  
359 system to sediment-derived fluids. These fluids incorporated biogenic N that was originally present  
360 as organic matter in the sediments. Granitic rocks from the Cornubian batholith similarly show high  
361 N contents (6-139  $\mu\text{g/g}$ ) and positive  $\delta^{15}\text{N}$  ( $+5$  to  $+10\%$ ) values (Boyd *et al.* 1993). These features  
362 were interpreted to reflect inheritance of N of biological origin as the granites are essentially  
363 derived from the anatexis of  $\text{NH}_4^+$ -bearing metasediments that originally contained organic material  
364 (Hall 1987; Boyd *et al.* 1993).

365

366

367 [Figure 6 near here]

368

369

### 370 **5.3. Fluid-rock interaction processes**

371

372 In this section, we focus on the prograde blueschist-eclogite JTS sequence because it shows a  
373 relatively simple mineralogical control on N contents, resulting in clear correlations that can be  
374 compared to various fluid-rock interaction processes potentially affecting the rocks. Busigny and  
375 Bebout (2013) summarized four types of N exchange between mineral and fluid that can be  
376 distinguished during metamorphism, and each of these will be evaluated in turn:

377

378 (1) Thermal decomposition: Thermal decomposition causes the complete breakdown of mineral  
379 hosts due to increasing temperatures and the onset of partial melting. This leads to a decreasing  
380 modal abundance of mica and loss of N if no other suitable host phases for N, such as K-feldspar  
381 (incorporation of  $\text{NH}_4^+$ ) or cordierite (incorporation of  $\text{N}_2$  in channels of the mineral structure), are  
382 present in the melting residue (Palya *et al.* 2011). Thermal decomposition can be excluded in the  
383 studied profiles because there is no field or petrographic evidence for partial melting and estimates  
384 of peak temperatures are too low for partial melting of mafic rocks to occur.

385

386 (2) Cation exchange: Cation exchange of  $\text{NH}_4^+$  and  $\text{K}^+$  between white mica and a fluid can release  
387  $\text{NH}_4^+$  into the fluid if the rock equilibrates with a fluid rich in  $\text{K}^+$ , thereby replacing  $\text{NH}_4^+$  in white  
388 mica by  $\text{K}^+$  (Eugster and Munoz 1966; Busigny and Bebout 2013). A similar exchange may occur  
389 between  $\text{NH}_4^+$  and  $\text{Rb}^+$  or  $\text{Cs}^+$ . This process is expected to cause a negative correlation of  $\text{NH}_4^+$   
390 with  $\text{K}^+$  (and  $\text{Rb}^+$ ,  $\text{Cs}^+$ ). However, all investigated profiles show a positive correlation of K and N.  
391 This is the opposite behaviour to what would be expected if cation exchange was the dominant  
392 fluid-rock interaction process and we hence exclude cation exchange as major process.

393

394 (3) Continuous metamorphic devolatilization reactions: Devolatilization reactions during prograde  
395 metamorphism cause changes in mica chemistry and mica modal abundances in the rock (Bebout  
396 and Fogel 1992; Bebout *et al.* 2013). During devolatilization, isotopically light N is preferentially  
397 fractionated into the metamorphic fluid. Consequently, residual mica records an increase in  $\delta^{15}\text{N}$   
398 with increasing degrees of devolatilization (Haendel *et al.* 1986; Bebout and Fogel 1992; Jia *et al.*

399 2006). To test the effects of metamorphic devolatilization, we calculated the composition of the  
400 residual rock for batch devolatilization and Rayleigh distillation models (Figure 7a). In an open-  
401 system Rayleigh distillation model, each fluid increment produced by phengite dehydration is  
402 immediately removed from the rock. In contrast, the batch devolatilization model assumes that all  
403 of the fluid released equilibrates with the rock and is lost in a single batch (Valley 1986).  
404 The isotopic fractionation depends on the N speciation in the fluid ( $N_2$  or  $NH_3$ ). It is evident that  
405 devolatilization models involving  $NH_3$  cannot explain the observed trend in the JTS sequence  
406 (Figure 7a). Busigny *et al.* (2003) modelled phengite chemical evolution during progressive  
407 Rayleigh distillation for LILE, and we use this approach to test the applicability of continuous  
408 metamorphic reactions on the prograde blueschist-eclogite JTS data set (Figure 7b, c). Different  
409 partition coefficients between fluid and phengite for K, Rb, Cs and N cause fractionation between  
410 these elements during devolatilization (Melzer and Wunder 2000; Busigny *et al.* 2003). Since all  
411 these elements predominantly resided in phengite, their ratios in phengite reflect those of the whole  
412 rock (Zack *et al.* 2001). Caesium has a larger preference for the fluid than both Rb and N,  
413 producing a relatively sharp decrease in Cs abundances and curved Rayleigh distillation trends in  
414 bivariate diagrams (Figure 7b, c). The linear correlations of the measured data suggest that  
415 continuous metamorphic phengite dehydration via a Rayleigh distillation process in an open system  
416 cannot have caused the coupled decrease in Rb-Cs and N-Cs, respectively. The coupled losses of  
417 these elements which are observed with decreasing distance to the vein do not appear to obey a  $K_d$ -  
418 controlled Rayleigh distillation process. However, a good fit to the JTS data is obtained for a  $N_2$   
419 batch devolatilization model, only the vein plots off the modelled trend (Figure 7a). Hence, the N  
420 isotope data support a batch devolatilization process.

421

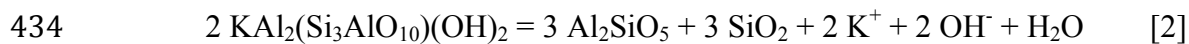
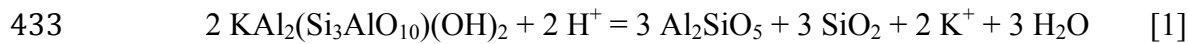
422

423 [Figure 7 near here]

424

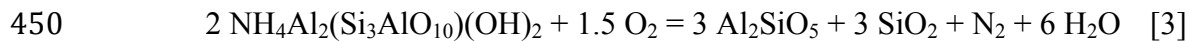
425

426 (4) Fluid-induced breakdown of white mica: It has been shown that the eclogitization adjacent to  
427 the vein structure occurred due to fluid-mediated replacement processes during which the blueschist  
428 continuously equilibrated with an external fluid characterized by a composition that differed  
429 strongly from that of the wall rock blueschist (Beinlich *et al.* 2010; John *et al.* 2012). Consequently,  
430 the blueschist mineral assemblage has been successively replaced by a new eclogite assemblage  
431 (Putnis and Austrheim 2010; Putnis and John 2010). This process can be generalised by breakdown  
432 reactions such as:

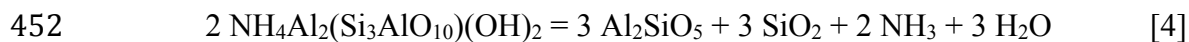


435 Once liberated from phengite, N and the LILE (formerly substituting for K in phengite) enter the  
436 fluid, which mediates diffusive or advective transport towards the nearest transport vein leading to  
437 long-distance element removal (Zack and John 2007). This process of fluid-induced decomposition  
438 of white mica is in agreement with the coupled bulk losses of LILE and N. The combined stripping  
439 of LILE and N from the blueschists requires infiltration of a K-poor fluid, which drives chemical  
440 reactions towards reduced chemical potential gradients for fluid species by destroying phengite and  
441 releasing LILE and N into the fluids (Breeding *et al.* 2004; John *et al.* 2012). Loss of  $\text{Al}_2\text{O}_3$  in both  
442 the BETZ (~2-9%) and in the eclogitic selvage (~12%) compared to the blueschist host (Beinlich *et al.*  
443 *et al.* 2010) suggest release and removal of Al during phengite breakdown. The behaviour of Si is less  
444 systematic, with some relative losses in BETZ samples but also gains in the eclogitic selvage  
445 (Beinlich *et al.* 2010), likely related to infiltration from the vein-forming fluid.

446 If the fluids infiltrating the rock are highly oxidising,  $\text{NH}_4^+$  will be partially oxidised to  $\text{N}_2$ , which  
447 will then be lost from the system in the fluid (Bebout and Fogel 1992; Svensen *et al.* 2008).  
448 Oxidizing fluids are capable of destroying ammonium muscovite and forming kyanite and quartz by  
449 the reaction (Eugster and Munoz 1966):



451 More reducing fluids may cause breakdown of ammonium muscovite by the reaction



453 Generally, fluid-rock interaction can be considered as an important mechanism to release large  
454 amounts of specific elements that are hosted by a single mineral phase. Regarding the transport of  
455 LILE and N, phengite mode and breakdown rate are the most important parameters of the rock for  
456 storage and release, respectively, of these elements. The combined N elemental and isotope  
457 systematics suggest a scenario of fluid-induced breakdown of white mica and batch devolatilization  
458 of N in the system.

459

460

#### 461 **5.4. Transfer and sources of nitrogen**

462

463 The prograde blueschist-eclogite transition of the JTS sequence, which is induced by  
464 metasomatism, provides compelling evidence for removal of N due to phengite breakdown. Other  
465 elements, such as Ca, Sr and Pb, were added by the fluid-induced overprint (Beinlich *et al.* 2010),  
466 and consequently exhibit negative correlations with N contents (Figure 8). The degree to which N

467 potentially present in the fluid would have been able to exchange with the rock and alter [N] and  
468  $\delta^{15}\text{N}$  depends on the compatibility of N in the available mineral hosts and the abundance of these  
469 host phases. In the metasomatically formed eclogites of the JTS sequence, no other mineral except  
470 phengite is able to incorporate significant amounts of N. The  $\delta^{15}\text{N}_{\text{fluid}}$  is estimated as  $\sim +7\text{‰}$  based  
471 on vein composition and the  $\text{NH}_4^+ - \text{N}_2$  fractionation factor at  $527^\circ\text{C}$  from Hanschmann (1981).  
472 Positive  $\delta^{15}\text{N}$  that overlap the vein composition were observed in AOC from the East Pacific Rise  
473 (Busigny *et al.* 2005) and in various (meta)sedimentary rocks (Figure 9a). However, the  
474 combination of a high- $\delta^{15}\text{N}$  fluid that introduced large amounts of externally-derived Ca and Sr, but  
475 not LILE, is pointing towards AOC rather than (meta)sediments as the most likely fluid source.  
476 This conclusion is consistent with Ca-Sr isotope data, which demonstrated that seawater-altered  
477 lithospheric rocks were the dominant source for the metasomatic fluid that induced eclogitization in  
478 the JTS sequence (John *et al.* 2012). In the  $\delta^{15}\text{N} - \text{Rb/N}$  diagram (Figure 9a), where mixing  
479 relationships appear as straight lines, an apparent mixing trend between the JTS rock with the  
480 highest Rb/N ratio and the vein composition yields a decent fit to the data points. Our preferred  
481 interpretation of this apparent mixing relationship is that up to  $\sim 40\%$  of the initially present  
482 phengite was destroyed by the fluid-induced overprint, in agreement with the observed decrease of  
483 modal phengite abundance (Beinlich *et al.* 2010), causing successively decreasing Rb/N ratios  
484 coupled to decreasing N contents. Changes in  $\delta^{15}\text{N}$  in the overprinted eclogites compared to the  
485 blueschists are minor and an externally-derived N isotope signature is not clearly discernible from  
486  $\delta^{15}\text{N}$  variability due to protolith heterogeneities  $\pm$  devolatilization effects.

487 In contrast to the JTS sequence, both of the two profiles with a retrograde overprint, the FTS  
488 sequence and the Vendée profile, show addition of N during metasomatism. For the FTS sequence,  
489 the addition was not pervasive and systematic, as the [N]-distance relationships are scattered,  
490 possibly related to the availability of fluid pathways within the rock and/or small-scale  
491 heterogeneities. The straight line correlation on the  $\delta^{15}\text{N} - \text{Rb/N}$  diagram (Figure 9a) points to a  
492 mixing relationship, but the position of both eclogite and blueschist at the upper end of this trend  
493 add a complexity likely related to the co-existence of phengite and paragonite, which precludes any  
494 further conclusions.

495 Retrograde alteration in the Vendée mafic rocks was accompanied by increasing K/N ratios and  
496  $\delta^{15}\text{N}$  values (Figure 9b). Any metasomatic fluid entering the eclogite lenses must have passed  
497 through the surrounding paragneisses, which therefore constitute the most likely source for any  
498 elements added to the eclogites. Retrogressed eclogites and amphibolites are enriched in N up to 10  
499 times compared to the precursor eclogites and  $\delta^{15}\text{N}$  has been changed by up to  $4\text{‰}$ . Original  
500 protolith signatures and effects of prograde metamorphism were overprinted by the retrograde

501 metamorphism as N has been transported on length scales of at least several 10s of meters, although  
502 the most pristine eclogites may still preserve the original signatures. The contribution by the  
503 relatively N-rich, high- $\delta^{15}\text{N}$  paragneisses is exemplified by mixing relationships between two  
504 different gneisses and eclogite where the whole-rock K/N ratios are considered to approximate  
505 those of the fluid (Figure 9b). Given the large spread in K/N ratios in the gneisses, fluid-mediated  
506 mixing can easily explain elevated K/N in retrograde overprinted eclogites. The complete overlap in  
507  $\delta^{15}\text{N}$  between retrogressed eclogites/amphibolites and gneisses provides evidence for the great  
508 sensitivity of the N isotope system to fluids that interacted with or are derived from  
509 (meta)sediments. Amphibolites and retrogressed eclogites have isotopically almost fully  
510 equilibrated with the gneisses, and heterogeneities, inherited from the eclogite precursor, were only  
511 preserved in the inner parts of the eclogite lens. The fluid-mediated influx of N from the gneisses  
512 into the eclogite lens was likely aided by transport of N via amphibole veins, which occur in the  
513 eclogites and served as more effective transport pathway compared to the less permeable bulk rock.  
514 The Vendée profile not only shows direct evidence for the derivation of N in a metasomatic fluid  
515 from metasedimentary rocks, but, importantly, that this process can happen on length scales of 10s  
516 of meters.

517

518

519 [Figure 8 near here]

520 [Figure 9 near here]

521

522

## 523 **6. Conclusions**

524

525 We investigated three profiles in metasomatically overprinted high-pressure metamorphic rocks  
526 to determine the effects of fluid-rock interaction on N elemental and isotopic systematics. Positive  
527 correlations of N with K, Ba, Rb and Cs in blueschists and eclogites demonstrate that phengitic  
528 white mica is the major N host in metamorphic rocks with mafic precursors. During prograde  
529 overprint of blueschists and transformation into eclogites, the observed straight line correlations  
530 between N and LILE and near-constant ratios of N/K, N/Rb, N/Cs and Cs/Rb do not resemble  
531 differential losses related to differing equilibrium partitioning during metamorphic devolatilization  
532 via a Rayleigh distillation process, but instead indicate that fluid-mediated N mobilization and loss  
533 from the rock is related to complete breakdown of white mica. Hence, N abundances are strongly  
534 controlled by the stability and presence of white mica in HP metamorphic rocks, and external N



535 contributions to the whole rock budget remain insignificant as long as no other N host forms. Fluid-  
536 induced breakdown of phengite in HP rocks can liberate large amounts of N that is released into the  
537 fluid (Figure 10). The N isotopic compositions show only small variations that are consistent with a  
538 batch devolatilization process coupled to the phengite breakdown. During fluid-induced retrograde  
539 overprint of eclogites, the N system is highly sensitive to fluids that equilibrated with  
540 metasedimentary rocks and can be used to trace the extent of N transport from host rocks into  
541 eclogite lenses. This transport can occur over several tens of meters and affect both N  
542 concentrations and isotopic compositions (Figure 10), as evidenced by a profile from  
543 metasedimentary gneisses into an eclogite lens. Elevated N contents in retrogressed mafic HP rocks  
544 suggest that plagioclase and amphibole are capable to incorporate N derived from metasomatic  
545 fluids.

546

547

548 [Figure 10 near here]

549

550

## 551 **Acknowledgements**

552 HRM would like to thank Gaston Godard for field guidance in the Vendée. Lithium concentration  
553 data were previously unpublished and were provided by Philip Pogge von Strandmann, which is  
554 gratefully acknowledged. We thank Sarah Penniston-Dorland and Vincent Busigny for the  
555 constructive reviews that helped to greatly improve the manuscript. Support of this project was  
556 partly provided by National Science Foundation grant EAR-0711355 to GEB.

557

557 **References**

558

559 Bebout, G.E., 1997, Nitrogen isotope tracers of high-temperature fluid-rock interactions: Case study  
560 of the Catalina Schist, California: *Earth and Planetary Science Letters*, v. 151, p. 77-90.

561 Bebout, G.E., 2007, Metamorphic chemical geodynamics of subduction zones: *Earth and Planetary*  
562 *Science Letters*, v. 260, p. 373-393.

563 Bebout, G.E., 2014, Chemical and isotopic cycling in subduction zones, *in* Rudnick, R. L., ed.,  
564 *Treatise on Geochemistry: The Crust*, 2<sup>nd</sup> ed., Volume 3, Elsevier, p. 703-747.

565 Bebout, G.E., Agard, P., Kobayashi, K., Moriguti, T., and Nakamura, E., 2013, Devolatilization  
566 history and trace element mobility in deeply subducted sedimentary rocks: Evidence from  
567 Western Alps HP/UHP suites: *Chemical Geology*, v. 342, p.1-20.

568 Bebout, G.E., and Fogel, M.L., 1992, Nitrogen-isotope compositions of metasedimentary rocks in  
569 the Catalina Schist, California: Implications for metamorphic devolatilization history:  
570 *Geochimica et Cosmochimica Acta*, v. 56, p. 2839-2849.

571 Bebout, G.E., Idleman, B.D., Li, L., and Hilkert, A., 2007, Isotope-ratio-monitoring gas  
572 chromatography methods for high-precision isotopic analysis of nanomole quantities of silicate  
573 nitrogen: *Chemical Geology*, v. 240, p. 1-10.

574 Bebout, G.E., Lazzeri, K.E., and Geiger, C.A., 2016, Pathways for nitrogen cycling in Earth's crust  
575 and upper mantle: A review and new results for microporous beryl and cordierite: *American*  
576 *Mineralogist*, v. 101, p. 7-24.

577 Bebout, G.E., and Penniston-Dorland, S.C., 2016, Fluid and mass transfer at subduction interfaces –  
578 The field metamorphic record: *Lithos*, v. 240-243, p. 228-258.

579 Beinlich, A., Klemd, R., John, T., and Gao, J., 2010, Trace-element mobilization during Ca-  
580 metasomatism along a major fluid conduit: Eclogitization of a blueschist as a consequence of  
581 fluid-rock interaction: *Geochimica et Cosmochimica Acta*, v. 74, p. 1892-1922.

582 Bernard-Griffiths, J., and Cornichet, J., 1985, Origin of eclogites from South Brittany, France: A  
583 Sm-Nd isotopic and REE study: *Chemical Geology (Isotope Geoscience Section)*, v. 52, p. 185-  
584 201.

585 Boyd, S.R., Hall, A., and Pillinger, C.T., 1993, The measurement of  $\delta^{15}\text{N}$  in crustal rocks by static  
586 vacuum mass spectrometry: Application to the origin of the ammonium in the Cornubian  
587 batholith, southwest England: *Geochimica et Cosmochimica Acta*, v. 57, p. 1339-1347.

588 Breeding, C.M., Ague, J.J., and Bröcker, M., 2004, Fluid-metasedimentary rock interactions in  
589 subduction-zone mélange: Implications for the chemical composition of arc magmas: *Geology*,  
590 v. 32, p. 1041-1044.

- 591 Busigny, V., and Bebout, G. E., 2013, Nitrogen in the Silicate Earth: Speciation and isotopic  
592 behavior during mineral-fluid interactions: *Elements*, v. 9, p. 353-358.
- 593 Busigny, V., Cartigny, P., Philippot, P., Ader, M., and Javoy, M., 2003, Massive recycling of  
594 nitrogen and other fluid-mobile elements (K, Rb, Cs, H) in a cold slab environment: evidence  
595 from HP to UHP oceanic metasediments of the Schistes Lustrés nappe (western Alps, Europe):  
596 *Earth and Planetary Science Letters*, v. 215, p. 27-42.
- 597 Busigny, V., Cartigny, P., and Philippot, P., 2011, Nitrogen isotopes in ophiolitic metagabbros: A  
598 re-evaluation of modern nitrogen fluxes in subduction zones and implication for the early Earth  
599 atmosphere: *Geochimica et Cosmochimica Acta*, v. 75, p. 7502-7521.
- 600 Busigny, V., Laverne, C., and Bonifacie M., 2005, Nitrogen content and isotopic composition of  
601 oceanic crust at a superfast spreading ridge: A profile in altered basalts from ODP Site 1256, Leg  
602 206: *Geochemistry Geophysics Geosystems*, v. 6, Q12O01, doi:10.1029/2005GC001020.
- 603 Dauphas, N., and Marty, B., 1999, Heavy nitrogen in carbonatites of the Kola Peninsula: A possible  
604 signature of the deep mantle: *Science*, v. 286, p. 2488-2490.
- 605 Elkins, L. J., Fischer, T. P., Hilton, D. R., Sharp, Z. D., McKnight, S., and Walker, J., 2006, Tracing  
606 nitrogen in volcanic and geothermal volatiles from the Nicaraguan volcanic front. *Geochimica et*  
607 *Cosmochimica Acta*, v. 70, p. 5215-5235.
- 608 Eugster, H.P., and Munoz, J., 1966, Ammonium micas: possible sources of atmospheric ammonia  
609 and nitrogen: *Science*, v. 151, p. 683-686.
- 610 Gao, J., and Klemd, R., 2001, Primary fluids entrapped at blueschist to eclogite transition: evidence  
611 from the Tianshan meta-subduction complex in northwest China: *Contributions to Mineralogy*  
612 *and Petrology*, v. 142, p. 1-14.
- 613 Gao, J., and Klemd, R., 2003, Formation of HP-LT rocks and their tectonic implications in the  
614 western Tianshan orogen, NW China; geochemical and age constraints: *Lithos*, v. 66, p. 1–22.
- 615 Gao, J., John, T., Klemd, R., and Xiong, X., 2007, Mobilization of Ti-Nb-Ta during subduction:  
616 evidence from rutile-bearing dehydration segregations and veins hosted in eclogite, Tianshan,  
617 NW China: *Geochimica et Cosmochimica Acta*, v. 71, p. 4974-4996.
- 618 Gao, J., Klemd, R., Zhang, L., Wang, Z., and Xiao, X., 1999, P-T path of high-pressure/low-  
619 temperature rocks and tectonic implications in the western Tian Shan mountains, NW China:  
620 *Journal of metamorphic Geology*, v. 17, p. 621-636.
- 621 Gao, J., Li, M., He, G., and Xiao, X., 1998, Paleozoic tectonic evolution of the Tianshan Orogen,  
622 northwestern China: *Tectonophysics*, v. 287, p. 213-231.
- 623 Gao, J., Long, L.L., Klemd, R., Qian, Q., Liu, D.Y., Xiong, X.M., Su, W., Wang, Y.T., and Yang,  
624 F.Q., 2009, Tectonic evolution of the South Tianshan orogen and adjacent regions, NW China:

625 geochemical and age constraints of granitoid rocks: *International Journal of Earth Sciences*, v.  
626 98, p. 1221–1238.

627 Godard, G., 2009, Two orogenic cycles recorded in eclogite-facies gneiss from the southern  
628 Armorican Massif (France), *European Journal of Mineralogy*, v. 21, p. 1173-1190.

629 Haendel, D., Mühle, K., Nitzsche, H.-M., Stiehl, G., and Wand, U., 1986, Isotopic variations of the  
630 fixed nitrogen in metamorphic rocks: *Geochimica et Cosmochimica Acta*, v. 50, p. 749-758.

631 Halama, R., Bebout, G.E., John, T., and Schenk, V., 2010, Nitrogen recycling in subducted oceanic  
632 lithosphere: The record in high- and ultrahigh-pressure metabasaltic rocks: *Geochimica et*  
633 *Cosmochimica Acta*, v. 74, p. 1636-1652.

634 Halama, R., Bebout, G.E., John, T., and Scambelluri, M., 2014, Nitrogen recycling in subducted  
635 mantle rocks and implications for the global nitrogen cycle: *International Journal of Earth*  
636 *Sciences*, v. 103, p. 2081-2099.

637 Halama, R., John, T., Herms, P., Hauff, F., and Schenk, V., 2011, A stable (Li, O) and radiogenic  
638 (Sr, Nd) isotope perspective on metasomatic processes in a subducting slab: *Chemical Geology*,  
639 v. 281, p. 151-166.

640 Hall, A., 1987, The ammonium content of Caledonian granites: *Journal of the Geological Society of*  
641 *London*, 144, 671-674.

642 Hanschmann, G., 1981, Berechnung von Isotopieeffekten auf quantenchemischer Grundlage am  
643 Beispiel stickstoffhaltiger Moleküle: *ZFI-Mitteilungen*, v. 41, v. 19-31.

644 Honma, H., and Itihara, Y., 1981, Distribution of ammonium in minerals of metamorphic and  
645 granitic rocks: *Geochimica et Cosmochimica Acta*, v. 45, p. 983-988.

646 Jia, Y., 2006, Nitrogen isotope fractionations during progressive metamorphism: A case study from  
647 the Paleozoic Cooma metasedimentary complex, southeastern Australia: *Geochimica et*  
648 *Cosmochimica Acta*, v. 70, p. 5201-5214.

649 John, T., Gussone, N., Podladchikov, Y.Y., Bebout, G.E., Dohmen, R., Halama, R., Klemd, R.,  
650 Magna, T., and Seitz, H.-M., 2012, Volcanic arcs fed by rapid pulsed fluid flow through  
651 subducting slabs: *Nature Geoscience*, v. 5, p. 489-492.

652 John, T., Klemd, R., Gao, J., and Garbe-Schönberg, C.D., 2008, Trace-element mobilization in  
653 slabs due to non steady-state fluid–rock interaction: constraints from an eclogite-facies transport  
654 vein in blueschist (Tianshan, China): *Lithos*, v. 103, p. 1–24.

655 John, T., Scambelluri, M., Frische, M., Barnes, J.D., and Bach, W., 2011, Dehydration of  
656 subducting serpentinite: Implications for halogen mobility in subduction zones and the deep  
657 halogen cycle: *Earth and Planetary Science Letters*, v. 308, p. 65-76.

- 658 John, T., Scherer, E.E., Haase, K., and Schenk, V., 2004, Trace element fractionation during fluid-  
659 induced eclogitization in a subducting slab: trace element and Lu-Hf-Sm-Nd isotope systematics:  
660 Earth and Planetary Science Letters, v. 227, p. 441-456.
- 661 Johnson, B., and Goldblatt, C., 2015, The nitrogen budget of Earth: Earth-Science Reviews, v. 148,  
662 p. 150-173.
- 663 Klemd, R., Schröter, F.C., Will, T.M., and Gao, J., 2002, P-T evolution of glaucophane-omphacite  
664 bearing HP-LT rocks in the western Tianshan Orogen, NW China; new evidence for Alpine-type  
665 tectonics: Journal of metamorphic Geology, v. 20, p. 239-254.
- 666 Klemd, R., Bröcker, M., Hacker, B.R., Gao, J., Gans, P., and Wemmer, K., 2005, New age  
667 constraints on the metamorphic evolution of the high-pressure/low-temperature belt in the  
668 western Tianshan mountains, NW China: Journal of Geology, v. 113, p. 157–168.
- 669 Klemd, R., John, T., Scherer, E.E., Rondenay, S., and Gao, J., 2011, Change in dip of subducting  
670 slabs at greater depths: petrological and geochronological evidence from HP-UHP rocks  
671 (Tianshan, NW-China): Earth and Planetary Science Letters, v. 310, p. 9-20.
- 672 Konrad-Schmolke, M., and Halama, R., 2014, Combined thermodynamic-geochemical modeling in  
673 metamorphic geology: Boron as tracer of fluid-rock interaction: Lithos, v. 208-209, p. 393-414.
- 674 Li, L., and Bebout, G. E., 2005, Carbon and nitrogen geochemistry of sediments in the Central  
675 American convergent margin: Insights regarding subduction input fluxes, diagenesis, and  
676 paleoproductivity: Journal of Geophysical Research, v. 110 (B11202),  
677 doi:10.1029/2004JB003276.
- 678 Li, L., Bebout, G. E., and Idleman, B. D., 2007, Nitrogen concentration and  $\delta^{15}\text{N}$  of altered oceanic  
679 crust obtained on ODP Legs 129 and 185: Insights into alteration-related nitrogen enrichment  
680 and the nitrogen subduction budget: Geochimica et Cosmochimica Acta, v. 71, p. 2344-2360.
- 681 Li, L., Zheng, Y.-F., Cartigny, P., and Li, J., 2014, Anomalous nitrogen isotopes in ultrahigh-  
682 pressure metamorphic rocks from the Sulu orogenic belt: Effect of abiotic nitrogen reduction  
683 during fluid–rock interaction: Earth and Planetary Science Letters, v. 403, p. 67-78.
- 684 Lü, Z., Zhang, L., Du, J., and Bucher, K., 2008, Coesite inclusions in garnet from eclogitic rocks in  
685 western Tianshan, northwest China: Convincing proof of UHP metamorphism: American  
686 Mineralogist, v. 93, p. 1845-1850.
- 687 Lü, Z., Zhang, L., Du, J., and Bucher, K., 2009, Petrology of coesite-bearing eclogite from  
688 Habutengsu Valley, western Tianshan, NW China and its tectonometamorphic implication:  
689 Journal of metamorphic Geology, v. 27, p. 773-787.

690 Marschall, H.R., Altherr, R., and Rüpke, L., 2007a, Squeezing out the slab – modelling the release  
691 of Li, Be and B during progressive high-pressure metamorphism: *Chemical Geology*, v. 239, p.  
692 323-335.

693 Marschall, H.R., Pogge von Strandmann, P.A.E., Seitz, H.-M., Elliott, T., and Niu, Y., 2007b, The  
694 lithium isotopic composition of orogenic eclogites and deep subducted slabs: *Earth and Planetary  
695 Science Letters*, v. 262, p. 563-580.

696 Marty, B., and Dauphas, N., 2003, The nitrogen record of crust-mantle interaction and mantle  
697 convection from Archean to Present: *Earth and Planetary Science Letters*, v. 206, p. 397-410.

698 Matte, P., 2001, The Variscan collage and orogeny (480-290 Ma) and the tectonic definition of the  
699 Armorica microplate: a review: *Terra Nova*, v. 13, p. 122-128.

700 Mauler, A., Godard, G., and Kunze, K., 2001, Crystallographic fabrics of omphacite, rutile and  
701 quartz in Vendée eclogites (Armorican Massif, France). Consequences for deformation  
702 mechanisms and regimes: *Tectonophysics*, v. 342, p. 81-112.

703 Melzer, S., and Wunder, B., 2000, Island-arc basalt alkali ratios: Constraints from phengite-fluid  
704 partitioning experiments: *Geology*, v. 28, p. 583-586.

705 Mikhail, S., and Howell, D., 2016, A petrological assessment of diamond as a recorder of the  
706 mantle nitrogen cycle: *American Mineralogist*, v. 101, p. 780-787.

707 Mingram, B., and Bräuer, K., 2001, Ammonium concentration and nitrogen isotope composition in  
708 metasedimentary rocks from different tectonometamorphic units of the European Variscan Belt:  
709 *Geochimica et Cosmochimica Acta*, v. 65, p. 273-287.

710 Palya, A.P., Buick, I.S., and Bebout, G.E., 2011, Storage and mobility of nitrogen in the continental  
711 crust: Evidence from partially melted metasedimentary rocks, Mt. Stafford, Australia: *Chemical  
712 Geology*, v. 281, p. 211-226.

713 Pauly, J., Marschall, H.R., Meyer, H.-P., Chatterjee, N., and Monteleone, B., 2016, Prolonged  
714 Ediacaran-Cambrian metamorphic history and short-lived high-pressure granulite-facies  
715 metamorphism in the H.U. Sverdrupfjella, Dronning Maud Land (East Antarctica): Evidence for  
716 continental collision during Gondwana assembly: *Journal of Petrology*, v. 57, p. 185-228.

717 Peucat, J.J., Vidal, P., Godard, G., and Postaire, B., 1982, Precambrian U-Pb zircon ages in  
718 eclogites and garnet pyroxenites from South Brittany (France): an old oceanic crust in the West  
719 European Hercynian belt? *Earth and Planetary Science Letters*, v. 60, p. 70-78.

720 Philippot, P., Busigny, V., Scambelluri, M., and Cartigny, P., 2007, Oxygen and nitrogen isotopes  
721 as tracers of fluid activities in serpentinites and metasediments during subduction: *Mineralogy  
722 and Petrology*, v. 91, p. 11-24.

- 723 Pitcairn, I.K., Teagle, D.A.H., Kerrich, R., Craw, D., and Brewer, T.S., 2005, The behavior of  
724 nitrogen and nitrogen isotopes during metamorphism and mineralization: Evidence from the  
725 Otago and Alpine Schists, New Zealand: *Earth and Planetary Science Letters*, v. 233, p. 229-246.
- 726 Putnis, A., and Austrheim, H., 2010, Fluid-induced processes: metasomatism and metamorphism:  
727 *Geofluids*, v. 10, p. 254-269.
- 728 Putnis, A., and John, T., 2010, Replacement processes in the Earth's Crust: *Elements*, v. 6, p. 159-  
729 164.
- 730 Sadofsky S. J., and Bebout, G. E., 2000, Ammonium partitioning and nitrogen-isotope fractionation  
731 among coexisting micas during high-temperature fluid-rock interactions: Examples from the  
732 New England Appalachians: *Geochimica et Cosmochimica Acta*, v. 64, p. 2835-2849.
- 733 Sadofsky, S.J., and Bebout, G.E., 2003, Record of forearc devolatilization in low-T, high-P/T  
734 metasedimentary suites: Significance for models of convergent margin chemical cycling:  
735 *Geochemistry Geophysics Geosystems*, v. 4, 9003, doi:10.1029/2002GC000412.
- 736 Sadofsky, S. J., and Bebout, G. E., 2004, Nitrogen geochemistry of subducting sediments: New  
737 results from the Izu-Bonin-Mariana margin and insights regarding global nitrogen subduction:  
738 *Geochemistry Geophysics Geosystems*, v. 5, Q03I15, doi:10.1029/2003GC000543.
- 739 Şengör, A.C., Natal'in, B.A., and Burtman, V.S., 1993, Evolution of the Altaid tectonic collage and  
740 Palaeozoic crustal growth in Eurasia: *Nature*, v. 364, p. 299–306.
- 741 Şengör, A.C., and Natal'in, B.A., 1996, Paleotectonics of Asia: fragments of a synthesis, *in*: Yin, A.,  
742 and Harrison, M., eds., *The tectonic evolution of Asia*: Cambridge University Press, Cambridge,  
743 p. 486-640.
- 744 Sievers, N.E., Tenore, J., Bebout, G.E., and Penniston-Dorland, S.C., 2016, Fingerprints of forearc  
745 element mobility in blueschist-facies metaconglomerates, Catalina Schist, California:  
746 *International Geology Review* (this issue).
- 747 Sorensen, S.S., Grossman, J.N., and Perfit, M.R., 1997, Phengite-hosted LILE enrichment in  
748 eclogite and related rocks: Implications for fluid-mediated mass transfer in subduction zones and  
749 arc magma genesis: *Journal of Petrology*, v. 38, p. 3-34.
- 750 Spandler, C., and Pirard, C., 2013, Element recycling from subducting slabs to arc crust: A review:  
751 *Lithos*, v. 170-171, p. 208-223.
- 752 Su, W., Gao, J., Klemd, R., Li, J.L., Zhang, X., Li, X.H., Chen, N.S., and Zhang, L., 2010, U–Pb  
753 zircon geochronology of Tianshan eclogites in NW China: implication for the collision between  
754 the Yili and Tarim blocks of the southwestern Altaids: *European Journal Mineralogy*, v. 22, p.  
755 473–478.

756 Svensen, H., Bebout, G., Kronz, A., Li, L., Planke, S., Chevallier, L., and Jamtveit, B., 2008,  
757 Nitrogen geochemistry as a tracer of fluid flow in a hydrothermal vent complex in the Karoo  
758 Basin, South Africa. *Geochimica et Cosmochimica Acta*, v. 72, p. 4929-4947.

759 Tian, Z.L., and Wei, C.J., 2013, Metamorphism of ultrahigh-pressure eclogites from the Kebuerte  
760 Valley, South Tianshan, NW China: phase equilibria and P-T path: *Journal of metamorphic  
761 Geology*, v. 31, p. 281-300.

762 Valley, J.W., 1986, Stable isotope geochemistry of metamorphic rocks: *Reviews in Mineralogy*, v.  
763 16, p. 445-489.

764 van der Straaten, F., Halama, R., John, T., Schenk, V., Hauff, F., and Andersen, N., 2012, Tracing  
765 the effects of high-pressure metasomatic fluids and seawater alteration in blueschist-facies  
766 overprinted eclogites: Implications for subduction channel processes: *Chemical Geology*, v. 292-  
767 293, p. 69-87.

768 van der Straaten F., Schenk V., John T., and Gao J., 2008, Blueschist-facies rehydration of eclogites  
769 (Tian Shan, NW-China): implications for fluid-rock interaction in the subduction channel:  
770 *Chemical Geology*, v. 225, p. 195-219.

771 Watenphul, A., Wunder, B., Wirth, R., and Heinrich, W., 2010, Ammonium-bearing clinopyroxene:  
772 A potential nitrogen reservoir in the Earth's mantle: *Chemical Geology*, v. 270, p. 240-248.

773 Wei, C., Wang, W., Clarke, G.L., Zhang, L., and Song, S., 2009, Metamorphism of high/ultrahigh-  
774 pressure pelitic-felsic schist in the South Tianshan orogen, NW China: Phase equilibria and P-T  
775 path: *Journal of Petrology*, v. 50, p. 1973–1991.

776 Windley, B.F., Allen, M.B., Zhang, C., Zhao, Z.-Y., and Wang, G.-R., 1990, Paleozoic accretion  
777 and Cenozoic reformation of the Chinese Tien Shan Range, central Asia: *Geology*, v. 18, p.  
778 128–131.

779 Zack, T., and John, T., 2007, An evaluation of reactive fluid flow and trace element mobility in  
780 subducting slabs: *Chemical Geology*, v. 239, p. 199-216.

781 Zack, T., Rivers, T., and Foley, S.F., 2001, Cs-Rb-Ba systematics in phengite and amphibole: an  
782 assessment of fluid mobility at 2.0 GPa in eclogites from Trescolmen, Central Alps:  
783 *Contributions to Mineralogy and Petrology*, v. 140, p. 651-669.

784



784 **Figure captions**

785

786 **Figure 1:**

787 Locations and geological setting of the sampling areas. **A)** Simplified geological map of the  
788 Chinese South Tianshan (modified after Gao *et al.* 1999). **B)** Geological map showing the Les  
789 Essarts HP unit in the Southern Armorican Massif, France (modified after Mauler *et al.* 2001).

790

791 **Figure 2:**

792 Sketches and field photographs illustrating the sample profiles for **A)** the prograde blueschist-  
793 eclogite transition (JTS sequence; Beinlich *et al.* 2010) and **B)** the retrograde eclogite-blueschist  
794 transition (FTS sequence; van der Straaten *et al.* 2012). **C)** shows a map of the La Gerbaudière  
795 quarry (Saint-Philbert-de Bouaine, Vendée) in 1999 with location of the sampling traverse  
796 (modified after Mauler *et al.* 2001 and Godard 2001).

797

798 **Figure 3:**

799 Nitrogen elemental and isotopic variations in **A)** the prograde blueschist-eclogite transition (JTS  
800 sequence, Tianshan) and **B)** the gneiss-eclogite traverse (Vendée). Additional trace element data for  
801 the JTS sequence are from Beinlich *et al.* (2010), with a precision of <5% RSD (John *et al.* 2008;  
802 van der Straaten *et al.* 2012). Uncertainties for element concentrations are smaller than the symbol  
803 size.

804

805 **Figure 4:**

806 Elemental correlations of N with other trace elements in the three profiles studied. **A)** JTS sequence,  
807 Tianshan, **B)** FTS sequence, Tianshan, **C)** Gneiss-eclogite traverse, Vendée.

808

809 **Figure 5:**

810 Modal content of white mica (phengite + paragonite) in rocks of the prograde blueschist-eclogite  
811 transition (JTS traverse, Tianshan; data from Beinlich *et al.* 2010) plotted versus the N  
812 concentrations.

813

814 **Figure 6:**

815 Nitrogen elemental and isotopic systematics of the analysed rocks compared to fresh MORB  
816 (Busigny *et al.* 2005), eclogites (Halama *et al.* 2010), metasedimentary rocks (Bebout and Fogel  
817 1992; Mingram and Bräuer 2001; Busigny *et al.* 2003) and altered oceanic crust (AOC; Busigny *et*

818 *al.* 2005; Li *et al.* 2007). Colours of individual symbols are the same as in Figures 2 (JTS and FTS  
819 traverses) and 3b (Vendée traverse).

820

821 **Figure 7:**

822 Metamorphic dehydration models. **A)** Batch devolatilization (solid lines) and Rayleigh distillation  
823 (dashed lines) models of N isotopic compositions and concentrations, using the most N-rich  
824 blueschist of the JTS sequence (JTS-A) as initial composition. Isotopic fractionation by batch  
825 devolatilization is described by the equation  $\delta^{15}\text{N}_f = \delta^{15}\text{N}_i - (1-F)1000 \ln \alpha$ , and fractionation  
826 following Rayleigh distillation is given by the equation  $\delta^{15}\text{N}_f = \delta^{15}\text{N}_i + 1000(F^{\alpha-1} - 1)$ , where  $\delta^{15}\text{N}_i$   
827 and  $\delta^{15}\text{N}_f$  are the initial and final isotopic compositions of the rock,  $\alpha$  is the fluid-rock  
828 fractionation factor and F is the N fraction that remains in the rock after devolatilization.  
829 Fractionation factors used in the calculations are those tabulated in Haendel *et al.* (1986) based on  
830 Hanschmann (1981) for 527 °C. Tick marks give the fraction of N remaining in the rock in 10%  
831 steps. **B)** and **C)** show calculated curves of progressive phengite dehydration by Rayleigh  
832 distillation using equations and methodology outlined in Busigny *et al.* (2003) and exchange  
833 coefficients ( $K_D$  values) based on experimental conditions of 2.0 GPa and 600 °C (Melzer and  
834 Wunder 2000), which represent a good approximation of the natural peak P-T conditions. Rayleigh  
835 distillation is modelled by fixing the initial composition and applying  $K_D^{\text{Cs-N}} = 0.14$  and  $K_D^{\text{Cs-Rb}} =$   
836 0.14. Tick marks give the fraction of remaining phengite after dehydration in 10% steps.

837

838 **Figure 8:**

839 Relationships between N,  $\delta^{15}\text{N}$  and Pb, CaO in the prograde blueschist-eclogite JTS sequence. The  
840 grey band indicates the average  $\delta^{15}\text{N}$  value of the 9 samples from the profile, excluding the vein  
841 ( $\delta^{15}\text{N}_{\text{average}} = +2.1 \pm 0.3$ ).

842

843 **Figure 9:**

844 Potential mixing relationships in  $\delta^{15}\text{N}$ -Rb/N and  $\delta^{15}\text{N}$ -K/N space for the Tian Shan profiles (**A**)  
845 and the Vendée profile (**B**). The field for altered oceanic crust (AOC) is based on data from the East  
846 Pacific Rise (EPR; Busigny *et al.* 2005). Compositions of (meta)sedimentary rocks are average  
847 values from five distinct locations (data from Busigny *et al.* 2003; Sadofsky and Bebout 2003,  
848 2004; Li and Bebout 2005). Solid lines are calculated mixing curves with 10% tick marks.

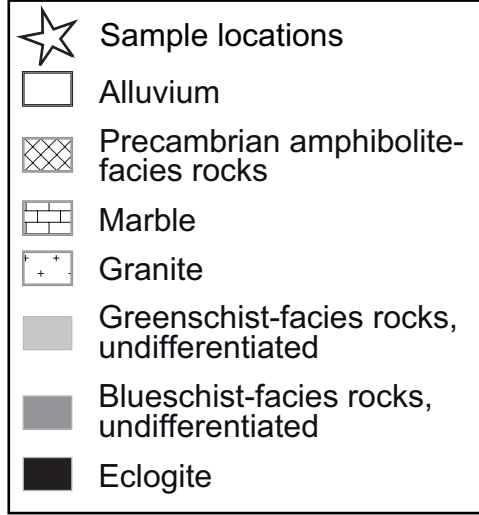
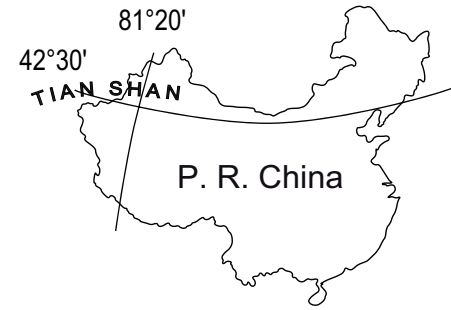
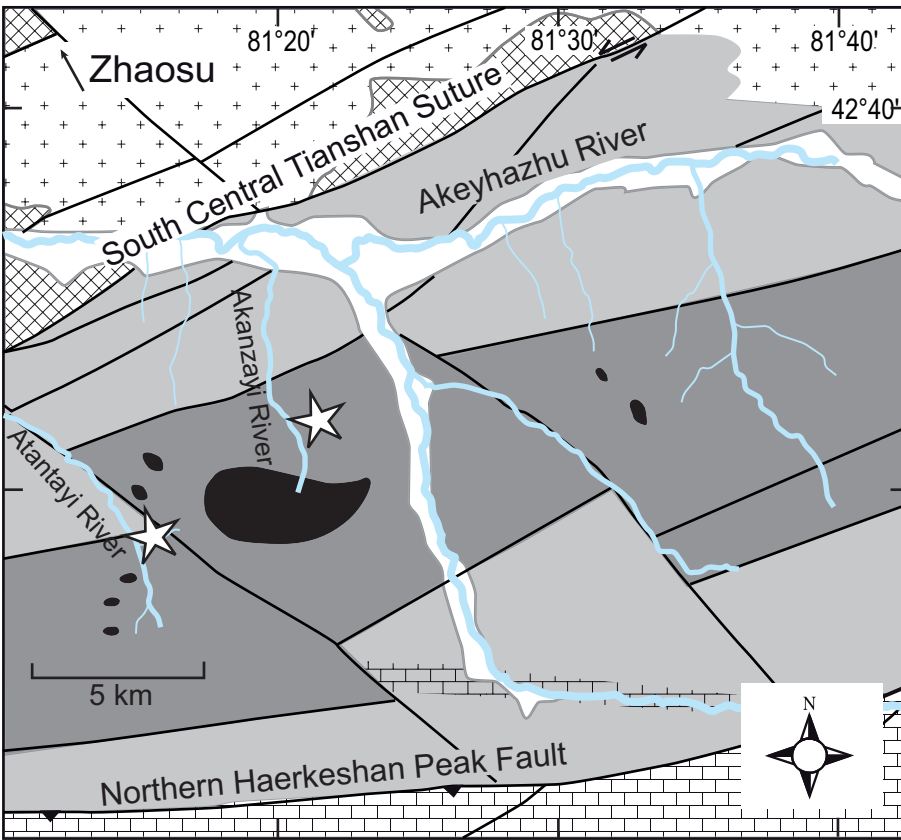
849

850 **Figure 10:**

851 Summary figure illustrating the processes observed in the metamorphosed mafic rock sequences of  
852 this study.

Fig. 1

A) Tianshan



B) South Armorican Massif

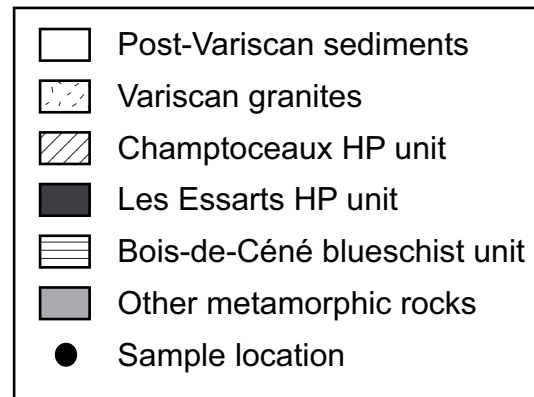
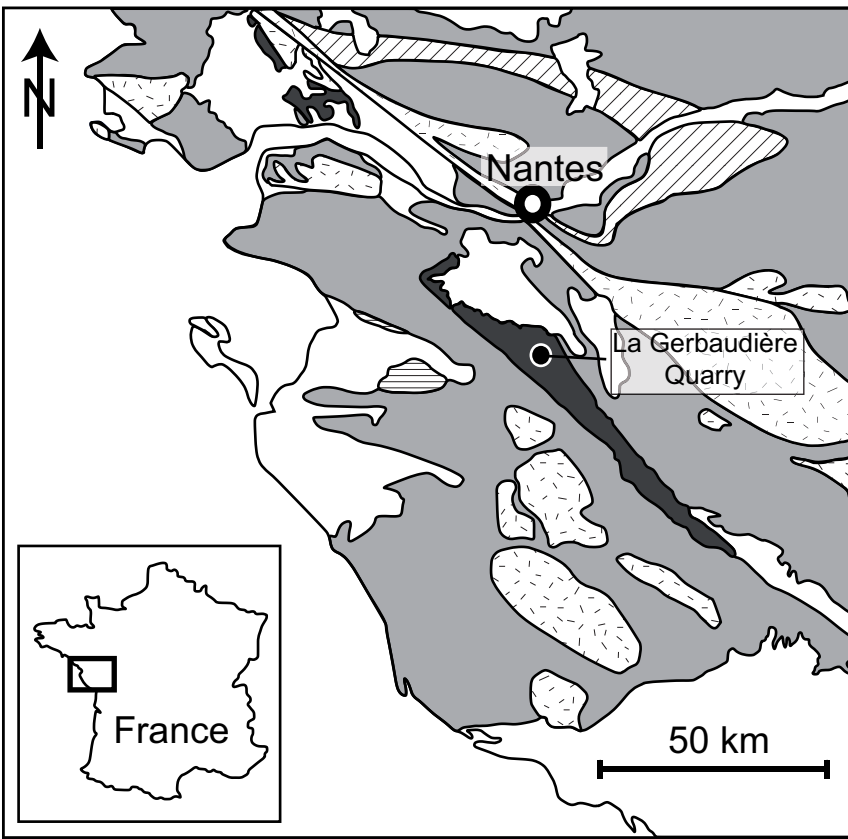
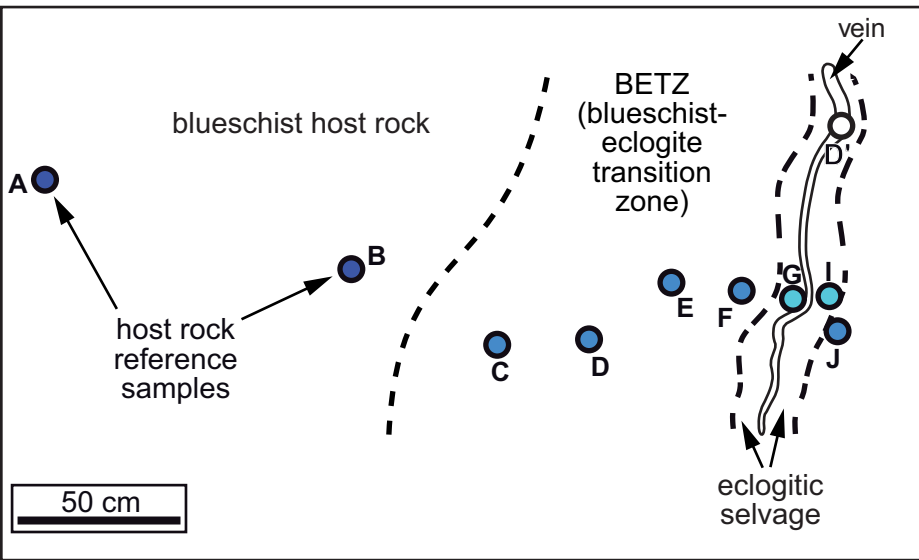
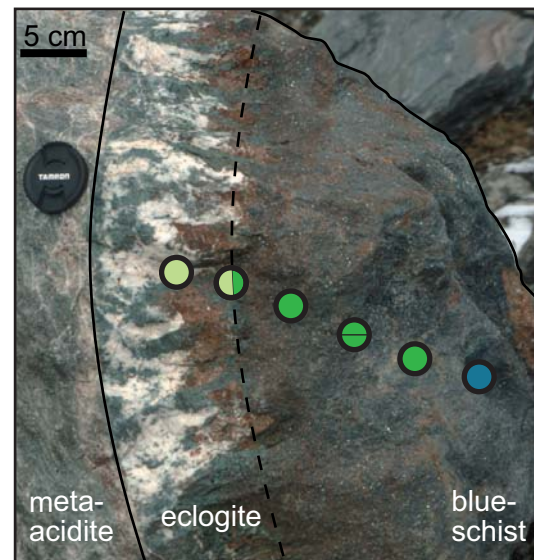

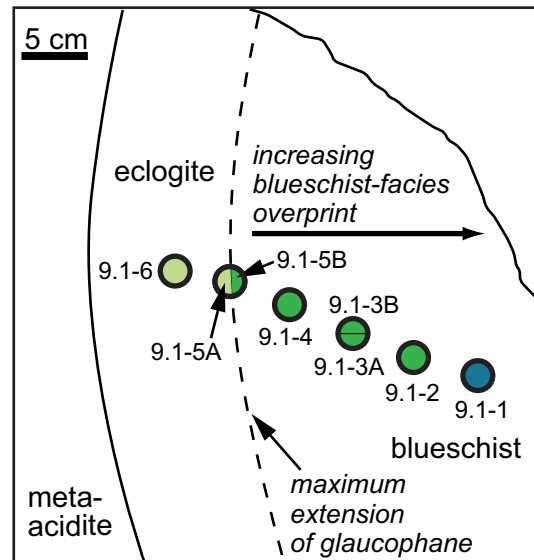


Fig. 2

A) JTS sequence



B) FTS sequence



C) Vendée traverse

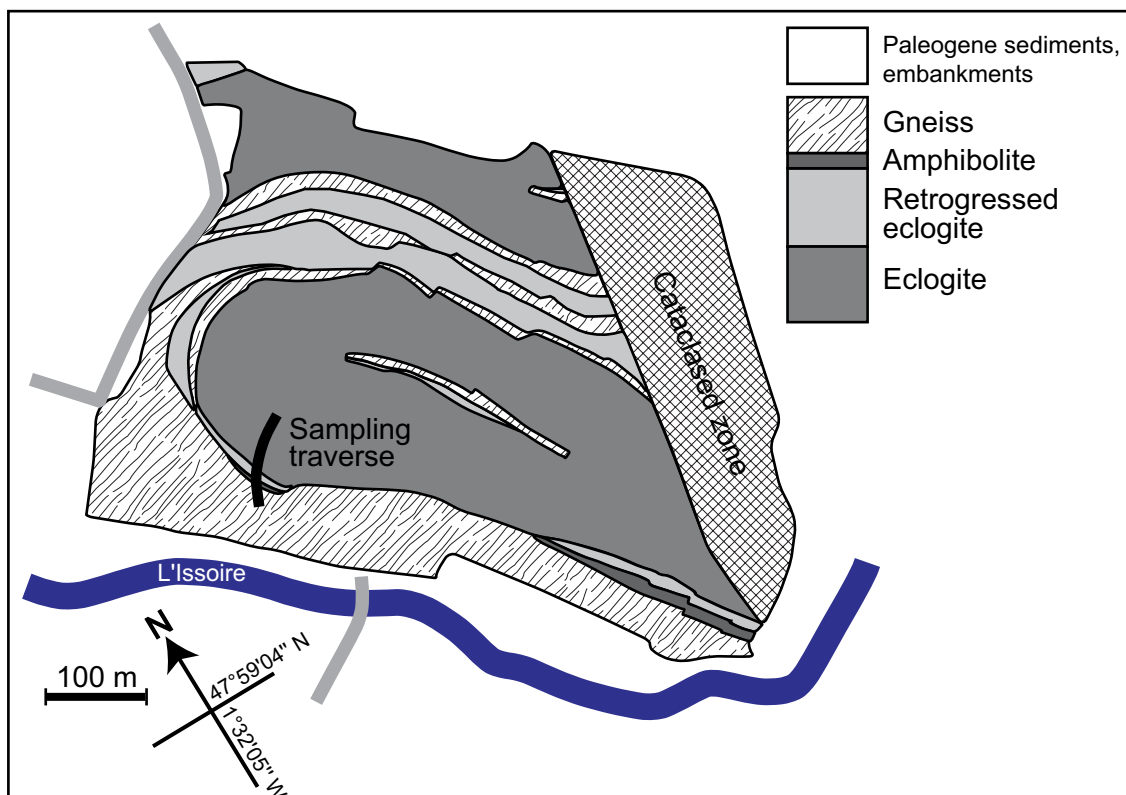
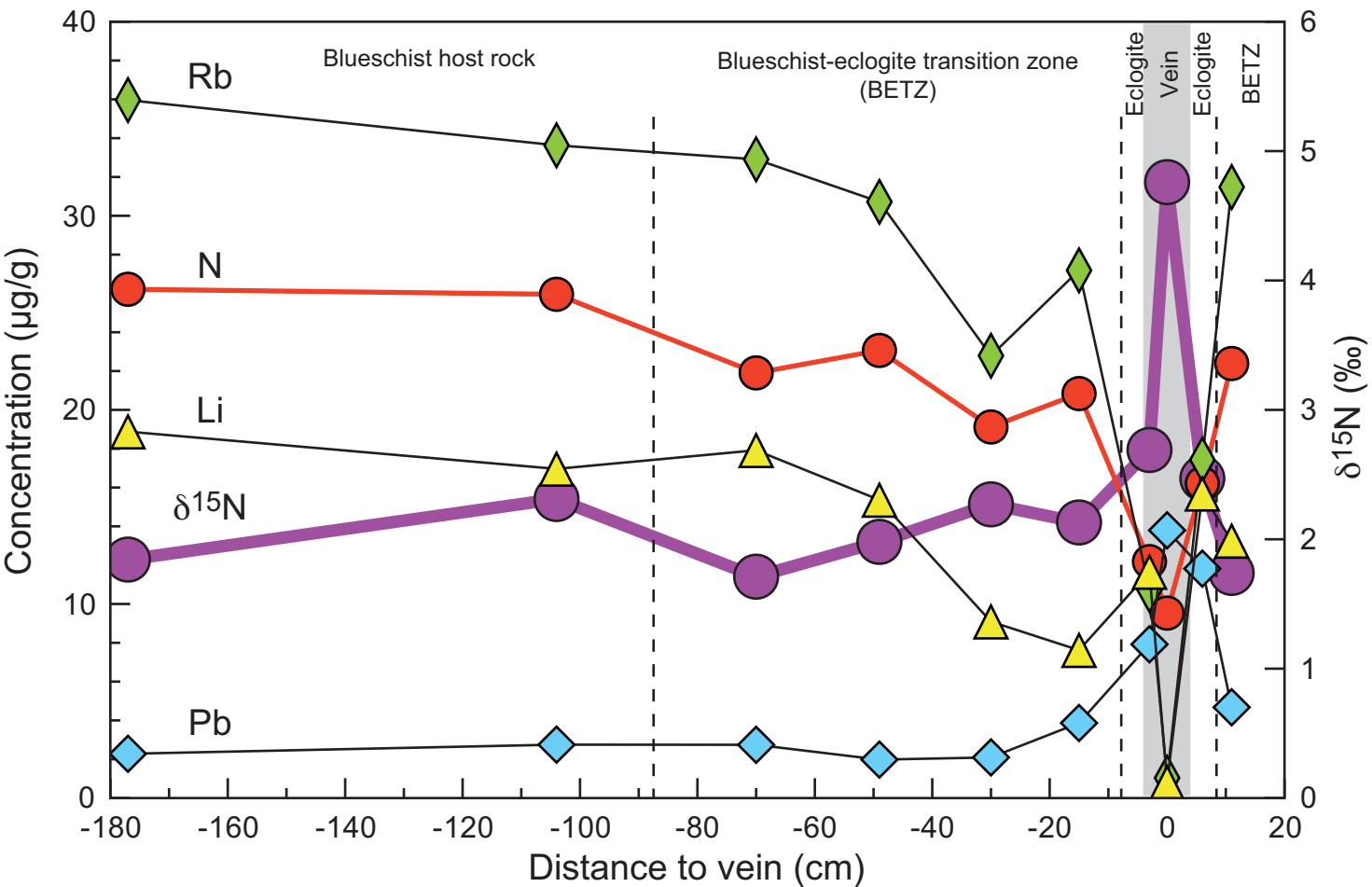


Fig. 3

A) JTS sequence



B) Vendée traverse

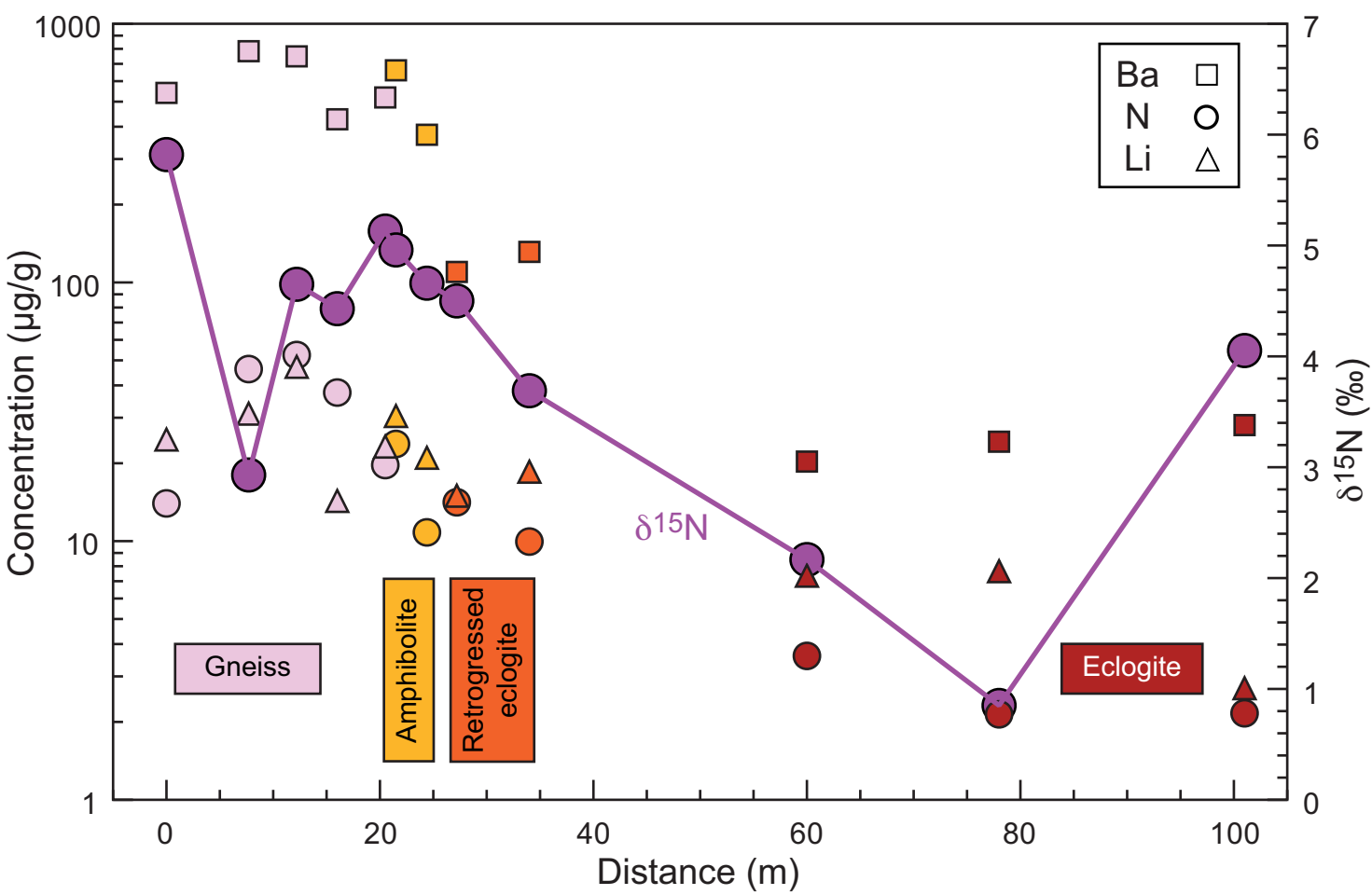


Fig. 4

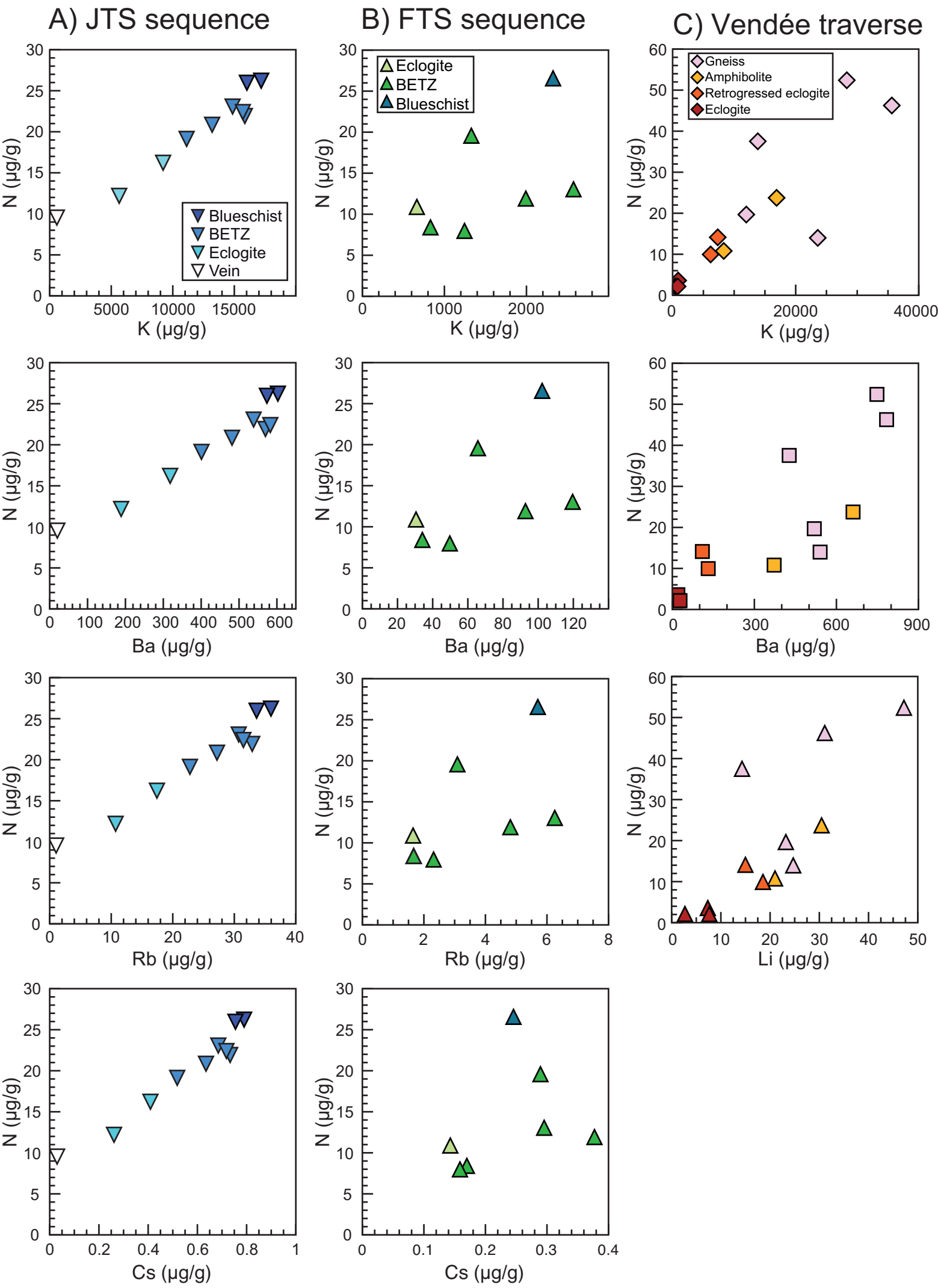


Fig. 5

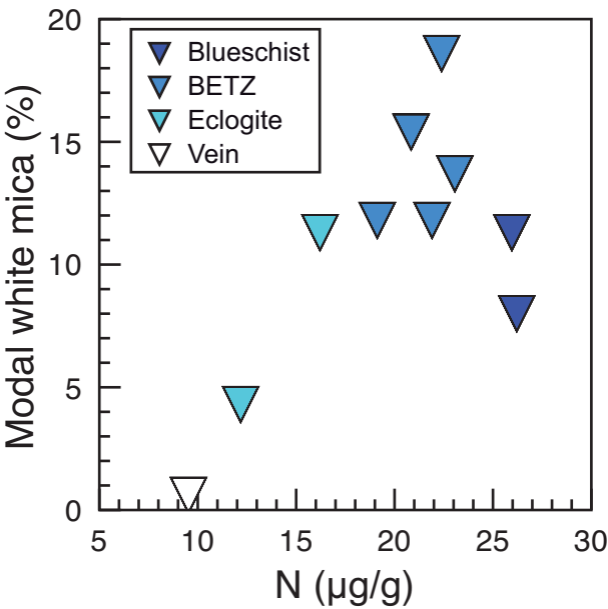




Fig. 6

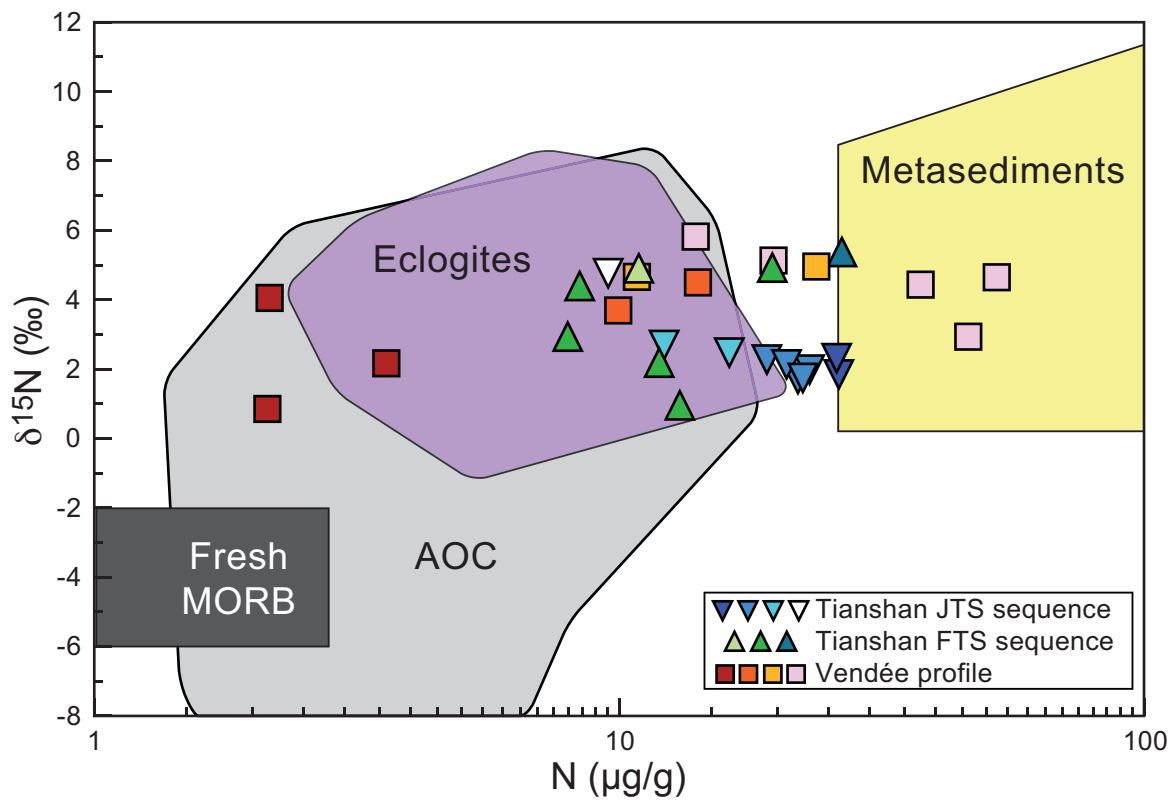


Fig. 7

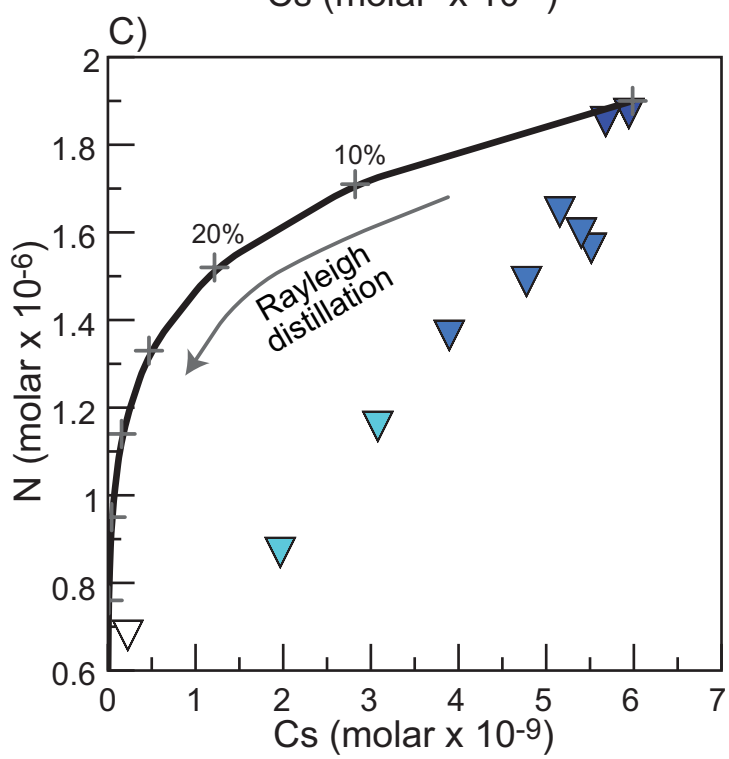
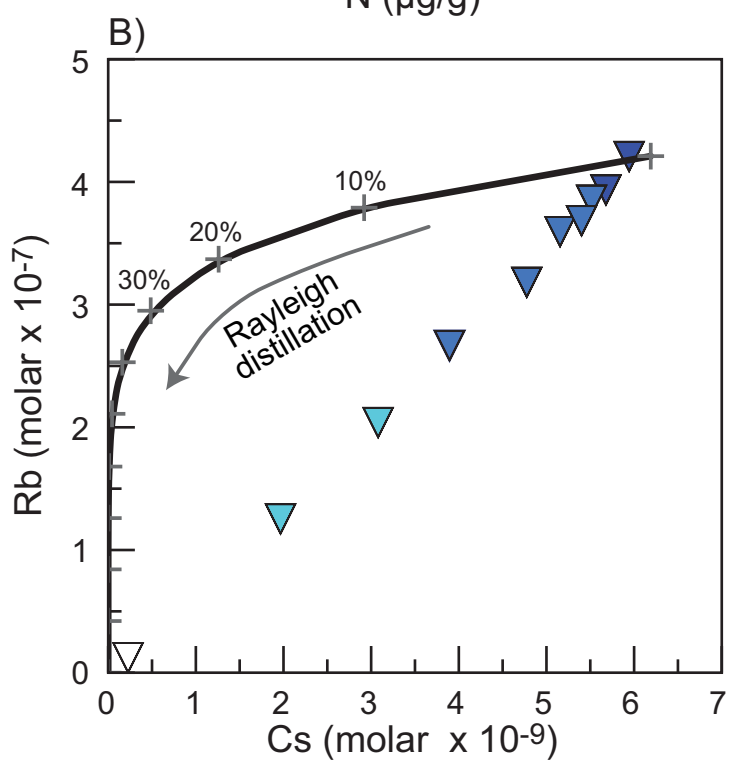
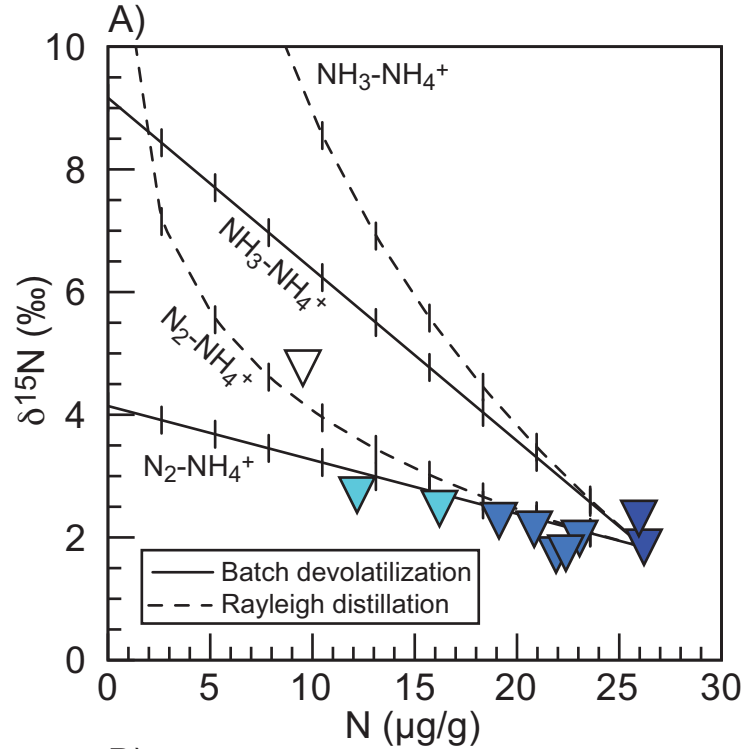


Fig. 8

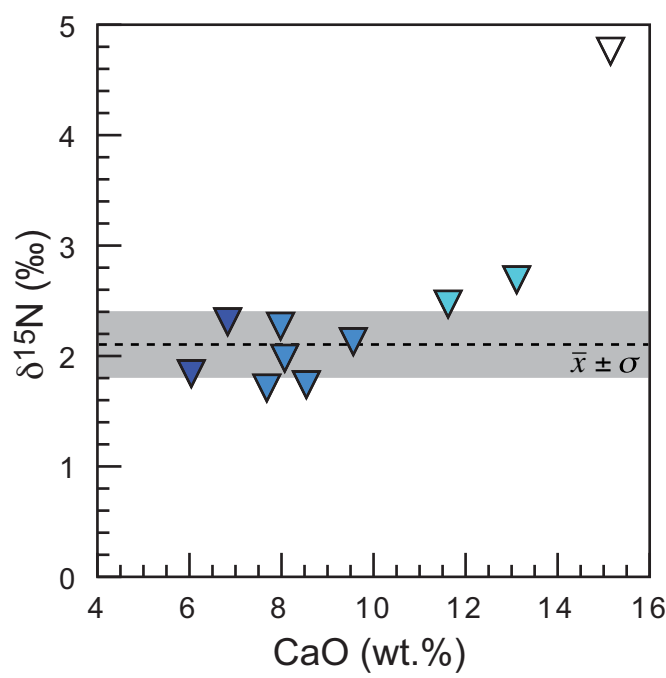
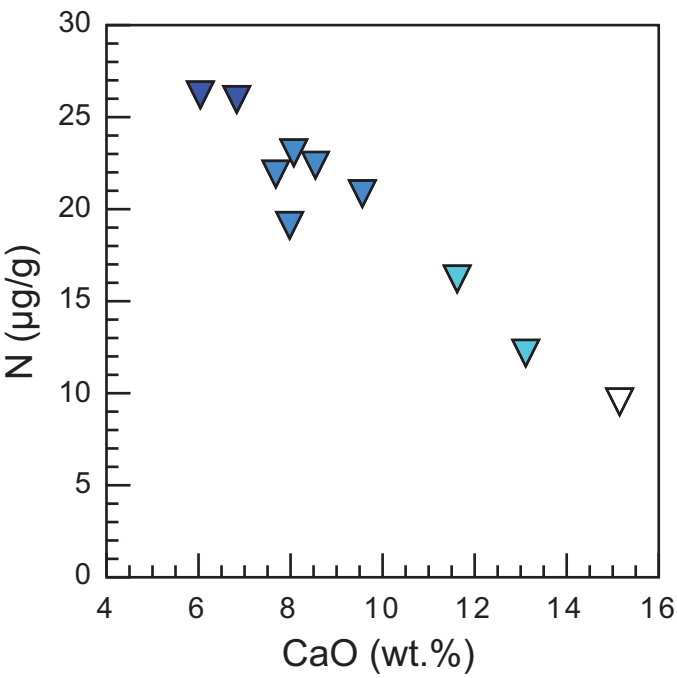
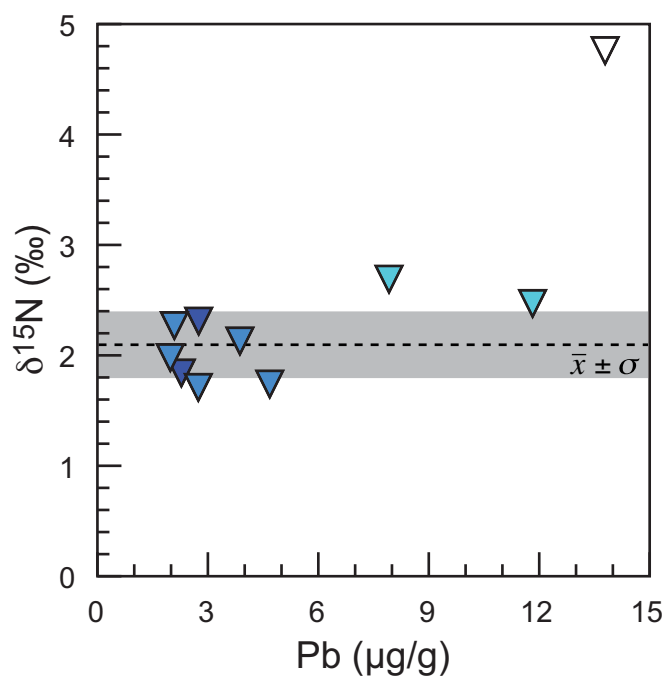
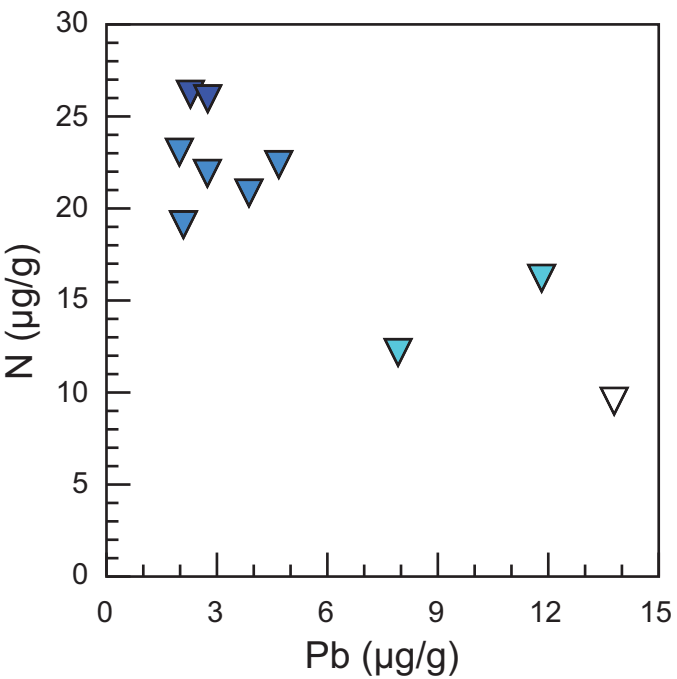
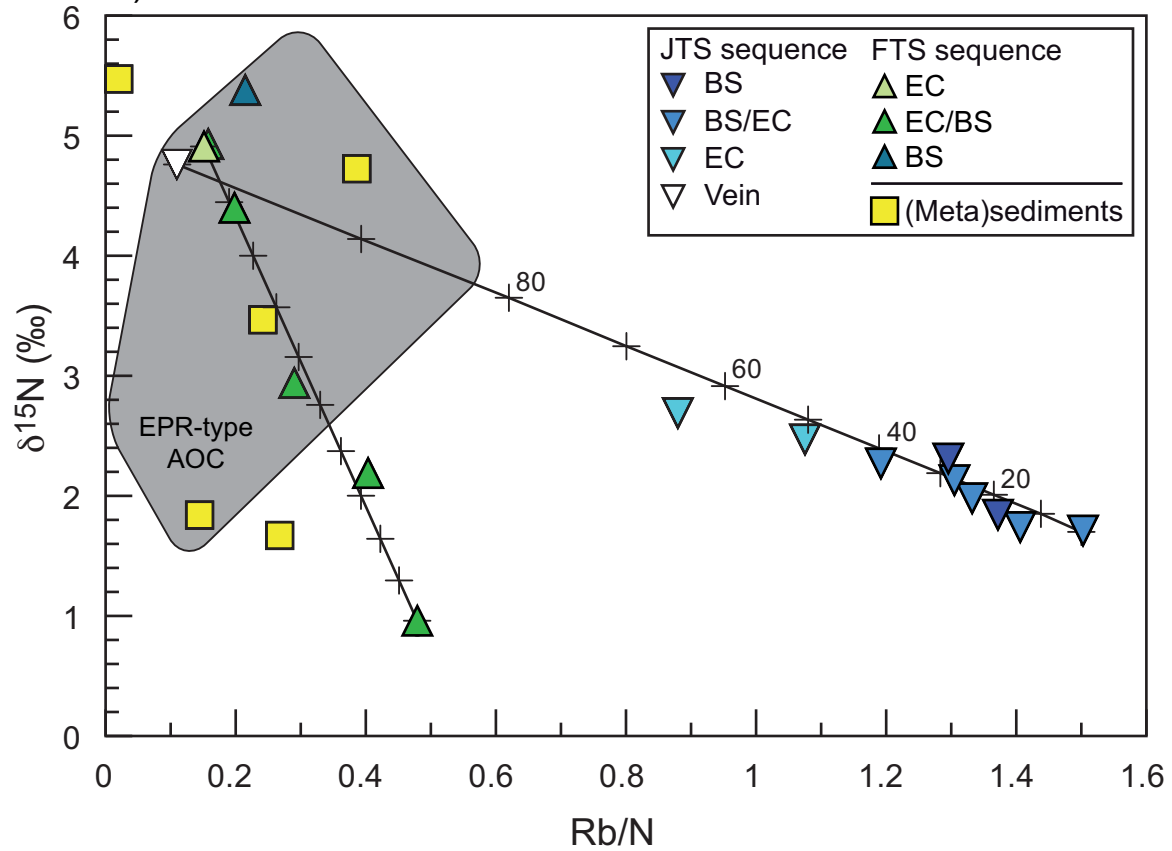


Fig. 9

A) Tianshan



B) Vendée

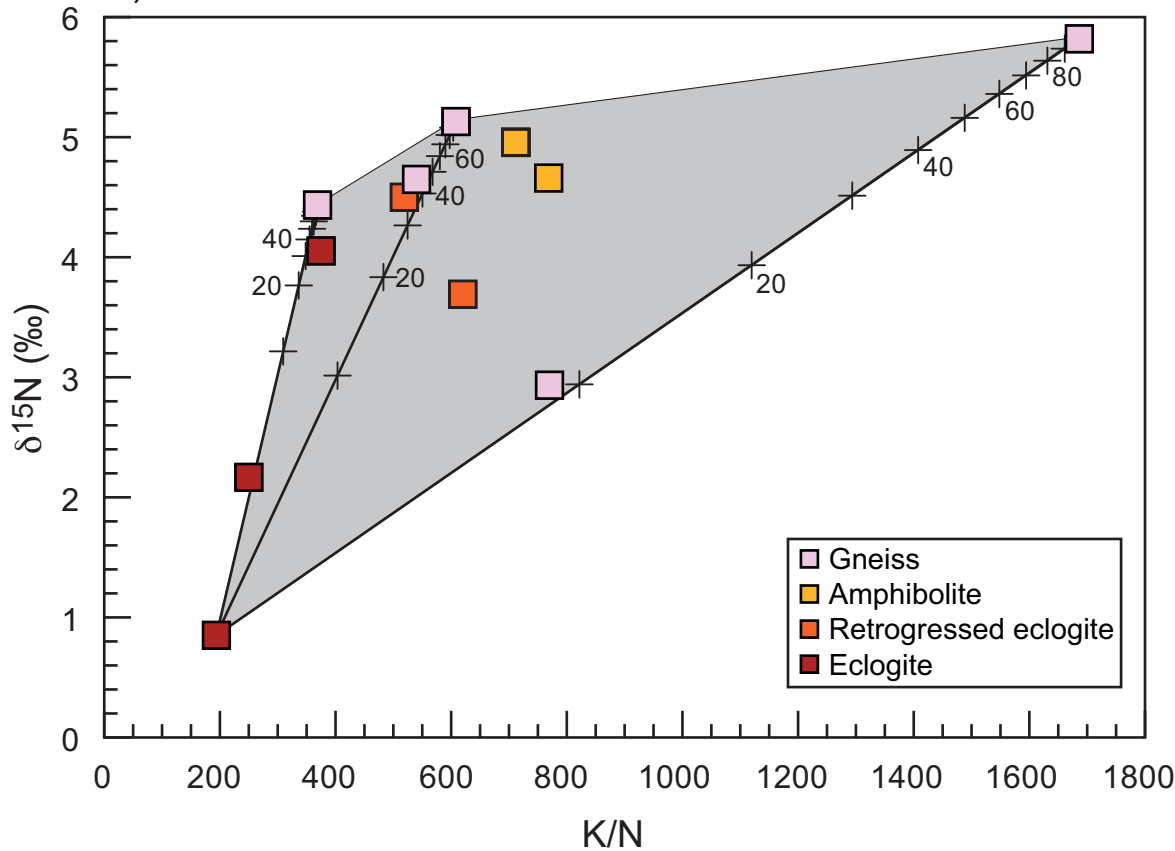
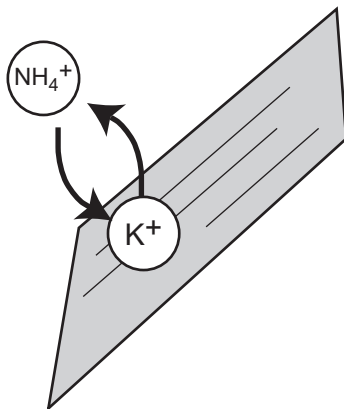


Fig. 10

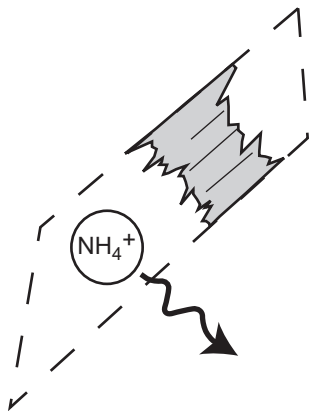
Phengite growth



Phengite as major host of nitrogen  
via incorporation of  $\text{NH}_4^+$  for  $\text{K}^+$

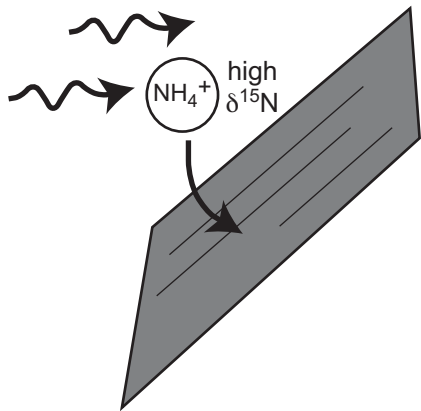


Phengite breakdown



Mobilisation of nitrogen and  
release into fluid

Phengite re-equilibration



Exchange with high- $\delta^{15}\text{N}$   
sediment-derived fluid

Table 1: Nitrogen concentration and isotope data of the three profiles investigated in this study

Sample #	Rock-type	N ( $\mu\text{g/g}$ )	$\delta^{15}\text{N}$ (‰)	Distance (m)
<i>Tian Shan, prograde blueschist-eclogite transformation:</i>				
JTS-A	blueschist	26.2	1.8	-1.77
JTS-B	blueschist	26.0	2.3	-1.04
JTS-C	bs/ec	21.9	1.7	-0.70
JTS-D	bs/ec	23.1	2.0	-0.49
JTS-E	bs/ec	19.1	2.3	-0.30
JTS-F	bs/ec	20.8	2.1	-0.15
JTS-G	eclogite	12.2	2.7	-0.03
JTS-D'	qz-carbonate vein	9.5	4.8	0
JTS-I	eclogite	16.2	2.5	0.06
JTS-J	bs/ec	22.4	1.7	0.11
<i>Tian Shan, retrograde eclogite-blueschist transformation (FTS 9-1 sequence)</i>				
FTS 9.1-1	blueschist	26.6	5.38	0
FTS 9.1-2	ec/bs	13.1	0.96	0.05
FTS 9.1-3 B	ec/bs	19.6	4.93	0.10
FTS 9.1-3 A	ec/bs	11.9	2.19	0.10
FTS 9.1-4	ec/bs	8.0	2.94	0.15
FTS 9.1-5 B	ec/bs	8.4	4.40	0.20
FTS 9.1-5 A	eclogite	10.9	4.91	0.20
<i>Vendée, gneiss-to-eclogite profile</i>				
G08-3-2	gneiss	14.0	5.8	0
G08-3-1	biotite gneiss	46.3	2.9	7.7
G08-3-3	garnet gneiss	52.4	4.6	12.2
G08-3-4	garnet gneiss	37.5	4.4	16.0
G08-3-5	gneiss	19.7	5.1	20.5
G08-3-6	garnet amphibolite	23.7	5.0	21.5
G08-3-7	garnet amphibolite	10.8	4.7	24.4
G08-3-8	retrogressed eclogite	14.1	4.5	27.2
G08-3-9	retrogressed eclogite	10.0	3.7	34
G08-3-10	eclogite	3.6	2.2	60
G08-3-11	eclogite	2.1	0.9	78
G08-3-12	eclogite	2.3	4.5	101
G08-3-12 repl.	eclogite	2.1	3.6	101
G08-3-12 avg.	eclogite	2.2	4.1	101

repl. = replicate analyses; avg. = average

<b>Sample</b>	JTS-A	JTS-B	JTS-C	JTS-D	JTS-E	JTS-F	JTS-J	JTS-G	JTS-I	JTS-D'	FTS 9-1.1	FTS 9-1.2	FTS 9-1.3B	FTS 9-1.3A	FTS 9-1.4	FTS 9-1.5B	FTS 9-1.5A	
<b>Traverse</b>	JTS	JTS	JTS	JTS	JTS	JTS	JTS	JTS	JTS	JTS	FTS	FTS	FTS	FTS	FTS	FTS	FTS	
<b>Rock type</b>	Blueschist	Blueschist	EC/BS	EC/BS	EC/BS	EC/BS	EC/BS	Eclogite	Eclogite	Vein	Blueschist	Blueschist	EC/BS	EC/BS	EC/BS	EC/BS	Eclogite	
<b>Location</b>	Host rock	Host rock	BETZ	BETZ	BETZ	BETZ	BETZ	Selvage	Selvage	Vein	Host rock	Host rock	BETZ	BETZ	BETZ	BETZ	Selvage	
<b>Major elements (wt.%)</b>																		
SiO <sub>2</sub>	47.66	48.71	47.16	49.03	48.53	41.83	49.29	45.4	53.55	52.43	47.23	39.43	36.43	42.03	41.17	43.65	49.75	
TiO <sub>2</sub>	3.76	3.55	3.54	3.64	3.34	3.58	3.99	3.45	3.23	0.54	0.65	0.75	0.44	0.58	0.68	0.59	0.64	
Al <sub>2</sub> O <sub>3</sub>	15.44	14.4	14.29	14.51	14.32	14.42	14.63	11.84	12.01	4.57	13.26	12.77	9.48	12.15	12.60	11.93	12.52	
Fe <sub>2</sub> O <sub>3</sub>	13.52	12.99	12.39	13.29	16.22	16.62	12.35	12.93	8.76	8.86	8.23	10.84	9.27	8.65	8.81	9.30	7.94	
MnO	0.19	0.2	0.16	0.2	0.29	0.28	0.14	0.19	0.05	0.12	0.11	0.35	0.23	0.17	0.22	0.24	0.20	
MgO	5.53	5.31	5.87	4.47	3.64	4.72	4.13	4.72	3.9	4.22	10.29	10.30	12.28	11.23	9.69	9.27	7.59	
CaO	6.04	6.83	7.68	8.07	7.98	9.56	8.54	13.11	11.62	15.15	6.66	9.86	11.90	8.67	11.12	11.72	12.28	
Na <sub>2</sub> O	3.25	3.01	3.46	3.19	1.95	1.86	2.96	3.04	3.76	0.19	5.56	4.10	4.16	4.88	4.78	5.09	5.94	
K <sub>2</sub> O	2.07	1.93	1.91	1.79	1.34	1.59	1.89	0.68	1.11	0.07	0.28	0.31	0.16	0.24	0.15	0.10	0.08	
P <sub>2</sub> O <sub>5</sub>	0.70	0.67	0.65	0.69	0.62	0.57	0.55	0.52	0.6	2.66	0.01	0.01	0.01	0.05	0.01	0.01	0.01	
CO <sub>2</sub>	n.a.	n.a.	n.a.	n.a.	n.a.	n.a.	n.a.	n.a.	n.a.	n.a.	7.34	11.76	n.a.	11.48	10.94	8.80	3.37	
H <sub>2</sub> O = LOI-CO <sub>2</sub>	n.a.	n.a.	n.a.	n.a.	n.a.	n.a.	n.a.	n.a.	n.a.	n.a.	1.68	0.47	n.a.	1.34	0.50	0.34	0.10	
LOI	1.01	1.84	2.16	0.29	0.7	3.96	0.48	3.67	0.67	11.94	9.02	12.23	17.61	12.82	11.44	9.14	3.47	
Total	99.17	99.44	99.27	99.17	98.93	98.99	98.95	99.55	99.26	100.75	101.30	100.95	101.97	101.47	100.67	101.04	100.42	
<b>Trace elements (µg/g)</b>																		
Li	20.4	18.8	19.2	16.3	10.0	8.21	14.3	12.8	16.9	0.781	42.3	30.2	32.0	124	35.5	33.6	37.7	
Rb	36.0	33.6	32.9	30.7	22.8	27.2	31.5	10.7	17.4	1.04	5.70	6.25	3.09	4.81	2.31	1.67	1.65	
Sr	205	278	315	207	269	608	364	859	1117	2132	301	412	496	448	412	316	159	
Y	49.0	47.7	36.7	47.6	78.6	55.0	49.6	37.9	37.6	27.7	13.2	38.6	15.4	13.8	22.2	16.0	18.4	
Zr	382	333	340	311	303	301	342	290	279	36.3	26.7	28.6	16.2	22.7	26.7	23.5	26.2	
Cs	0.790	0.755	0.733	0.685	0.518	0.635	0.718	0.261	0.409	0.03	0.25	0.30	0.29	0.38	0.16	0.17	0.14	
Ba	603	574	570	539	401	481	583	189	318	20.1	102	120	65.7	92.8	49.7	34.1	30.5	
Pb	2.28	2.75	2.74	1.98	2.09	3.87	4.68	7.92	11.8	13.8	3.16	3.85	4.39	4.43	3.68	2.64	1.52	
<b>Modal composition</b>																		
Garnet	22.8	22.3	18.3	24.9	31.3	23.6	16.3	16.0	10.0	24.6								
Omphacite	16.9	17.5	29.7	34.1	30.9	26.9	39.5	50.0	50.0	5.0								
Glaucophane	36.4	28.2	23.8	6.4	2.8	1.0	0.3	0.3	-	1.5								
White mica	8.0	11.3	11.8	13.7	11.8	15.4	18.6	4.3	11.3	0.6								
Quartz	2.4	2.8	1.7	7.5	8.7	11.5	10.0	6.0	11.6	19.0								
Carbonate	0.9	5.2	4.7	0.9	2.6	12.1	0.7	7.3	1.7	38.0								
Others	12.7	12.6	10.0	12.5	11.9	9.5	14.6	15.9	15.4	11.3								

Sample	G08-3-2	G08-3-1	G08-3-3	G08-3-4	G08-3-5	G08-3-6	G08-3-7	G08-3-8	G08-3-9	G08-3-10	G08-3-11	G08-3-12
Rock type	Gneiss	Gneiss	Gneiss	Gneiss	Gneiss	Amphibolite	Amphibolite	RetEc	RetEc	Eclogite	Eclogite	Eclogite
Traverse distance (m)	0.0	7.7	12.2	16.0	20.5	21.5	24.4	27.2	34.0	60.0	78.0	101.0
<b>Major elements (wt.%)</b>												
SiO <sub>2</sub>	65.16	73.59	60.19	64.84	62.96	63.17	54.21	52.53	50.62	48.02	48.86	48.16
TiO <sub>2</sub>	0.66	0.27	1.19	0.91	0.76	0.80	0.98	0.28	0.33	1.23	1.21	1.29
Al <sub>2</sub> O <sub>3</sub>	15.83	13.73	15.29	14.65	15.72	15.29	16.74	21.73	18.99	14.51	14.73	15.13
Fe <sub>2</sub> O <sub>3</sub>	5.38	1.85	8.17	7.80	6.78	6.61	8.52	4.32	6.08	11.82	11.40	11.68
MnO	0.09	0.02	0.13	0.12	0.14	0.12	0.20	0.07	0.13	0.19	0.19	0.18
MgO	2.37	0.56	3.66	2.23	2.78	2.67	5.63	5.04	7.58	7.98	8.02	8.06
CaO	2.22	1.17	3.04	2.70	3.03	2.28	7.42	10.93	10.87	12.40	11.28	12.17
Na <sub>2</sub> O	3.15	3.02	1.89	2.84	3.35	3.67	2.90	2.70	2.82	2.18	3.20	2.41
K <sub>2</sub> O	2.84	4.29	3.41	1.67	1.44	2.04	1.00	0.88	0.74	0.11	0.05	0.10
P <sub>2</sub> O <sub>5</sub>	0.20	0.10	0.19	0.11	0.16	0.10	0.13	0.02	0.02	0.10	0.10	0.10
LOI	1.45	0.82	2.23	1.41	1.96	2.08	1.91	1.56	1.78	0.72	0.41	0.52
Total	99.35	99.41	99.38	99.28	99.09	98.83	99.63	100.06	99.95	99.25	99.45	99.79
<b>Trace elements (µg/g)</b>												
Li	24.7	31.1	47.2	14.3	23.2	30.5	21.0	15.0	18.5	7.35	7.65	2.70
Cr	20.3	b.d.l.	72.2	35.1	30.3	42.9	169	52.7	147	258	202	215
Ni	b.d.l.	b.d.l.	5.0	10.2	3.1	2.8	28.7	b.d.l.	1.8	59.5	31.5	38.3
Sr	240	142	245	258	357	355	281	813	406	147	126	125
Zr	190	149	241	356	244	297	188	15.6	14.5	81.0	80.9	89.1
Ba	540	784	748	427	519	661	372	110	131	20.3	24.2	28.1

RetEc = Retrogressed eclogite

b.d.l. = below detection limit